

EXCHANGE TRADED CONCEPTS TRUST

Prospectus

March 28, 2025

ETC 6 Meridian Low Beta Equity Strategy ETF (Ticker Symbol: SIXL)

ETC 6 Meridian Mega Cap Equity ETF (Ticker Symbol: SIXA)

ETC 6 Meridian Small Cap Equity ETF (Ticker Symbol: SIXS)

ETC 6 Meridian Hedged Equity-Index Option Strategy ETF (Ticker Symbol: SIXH)

ETC 6 Meridian Quality Growth ETF (Ticker Symbol: SXQG)

ETC 6 Meridian Quality Dividend Yield ETF (Ticker Symbol: SXQY)

ETC 6 Meridian Quality Value ETF (Ticker Symbol: SXQV)

Principal Listing Exchange for the Funds: NYSE Arca, Inc.

Neither the U.S. Securities and Exchange Commission (the “SEC”) nor any state securities commission has approved or disapproved of these securities or passed upon the accuracy or adequacy of this Prospectus. Any representation to the contrary is a criminal offense.

About This Prospectus

This Prospectus has been arranged into different sections so that you can easily review this important information. For detailed information about each Fund, please see:

	Page
FUND SUMMARIES	
<u>ETC 6 MERIDIAN LOW BETA EQUITY STRATEGY ETF</u>	1
<u>ETC 6 MERIDIAN MEGA CAP EQUITY ETF</u>	8
<u>ETC 6 MERIDIAN SMALL CAP EQUITY ETF</u>	15
<u>ETC 6 MERIDIAN HEDGED EQUITY-INDEX OPTION STRATEGY ETF</u>	22
<u>ETC 6 MERIDIAN QUALITY GROWTH ETF</u>	31
<u>ETC 6 MERIDIAN QUALITY DIVIDEND YIELD ETF</u>	38
<u>ETC 6 MERIDIAN QUALITY VALUE ETF</u>	45
<u>ADDITIONAL PRINCIPAL INVESTMENT STRATEGIES INFORMATION</u>	51
<u>ADDITIONAL PRINCIPAL RISK INFORMATION</u>	51
<u>PORTFOLIO HOLDINGS</u>	60
<u>FUND MANAGEMENT</u>	60
<u>PORTFOLIO MANAGERS</u>	61
<u>BUYING AND SELLING FUND SHARES</u>	62
<u>DISTRIBUTION AND SERVICE PLAN</u>	64
<u>DIVIDENDS, DISTRIBUTIONS AND TAXES</u>	64
<u>ADDITIONAL INFORMATION</u>	69
<u>FINANCIAL HIGHLIGHTS</u>	70
<u>HOW TO OBTAIN MORE INFORMATION ABOUT THE FUNDS</u>	BACK COVER

Fund Summary – ETC 6 Meridian Low Beta Equity Strategy ETF

Investment Objective

The ETC 6 Meridian Low Beta Equity Strategy ETF (the “Fund”) seeks to provide capital appreciation.

Fees and Expenses

This table describes the fees and expenses that you may pay if you buy, hold, and sell shares of the Fund. **You may pay other fees, such as brokerage commissions and other fees to financial intermediaries, which are not reflected in the table and Example below.**

Annual Fund Operating Expenses <i>(expenses that you pay each year as a percentage of the value of your investment)</i>	
Management Fee	0.31%
Distribution and Service (12b-1) Fees	0.00%
Other Expenses	0.16%
Total Annual Fund Operating Expenses ¹	0.47%

¹ Fees have been restated to reflect current year fees.

Example

This Example is intended to help you compare the cost of investing in the Fund with the cost of investing in other funds. The Example assumes that you invest \$10,000 in the Fund for the time periods indicated and then sell all of your shares at the end of those periods. The Example also assumes that your investment has a 5% return each year and that the Fund’s operating expenses remain the same. Although your actual costs may be higher or lower, based on these assumptions your cost would be:

1 Year	3 Years	5 Years	10 Years
\$48	\$151	\$263	\$591

Portfolio Turnover

The Fund pays transaction costs, such as commissions, when it buys and sells securities (or “turns over” its portfolio). A higher portfolio turnover rate may indicate higher transaction costs and may result in higher taxes when shares of the Fund are held in a taxable account. These costs, which are not reflected in annual fund operating expenses or in the Example above, affect the Fund’s performance. For the fiscal year ended November 30, 2024, the Fund’s portfolio turnover rate was 56% of the average value of its portfolio.

Principal Investment Strategies

The Fund is an actively managed exchange-traded fund (“ETF”) that invests, under normal circumstances, at least 80% of its net assets (plus the amount of any borrowings for investment purposes) in equity securities. The equity securities in which the Fund invests are mainly common stocks. The Fund may invest in equity securities of companies of any capitalization. The Fund also may invest in real estate investment trusts (“REITs”).

In selecting investments for the Fund, Madison Avenue Financial Solutions, LLC, the Fund’s sub-adviser (the “Sub-Adviser”), uses a quantitatively-driven strategy designed to emphasize high quality securities with a relatively low exposure to broad equity market risk. Pursuant to this strategy, securities are first ranked on a composite of several variables intended to measure profitability, growth and ability to service financing obligations. Securities ranking the lowest on this composite measure, as expressed relative to the distribution of all securities measured, are excluded from the investable universe. The remaining securities are then ranked according to their beta. Beta is intended to measure the exposure of a security to broad market risk and is defined here as the co-movement of the return of a security with the return of the securities included in the investable universe scaled by the volatility of the investable universe’s returns. For example, a security that has a beta of 1.0 has the same market risk as the securities in the investable universe, a security that has a beta less than 1.0 has less market risk than the securities in the investable universe, and a security that has a beta greater than 1.0 has more market risk than the securities in the investable universe. The Sub-Adviser’s strategy purchases the securities with the lowest measured beta. The Sub-Adviser believes that, when held over a full market cycle, high quality securities with lower relative exposure to broad market risk may produce higher risk-adjusted returns than securities of lower quality with higher relative exposure to broad market risk. The Sub-Adviser employs a low turnover portfolio approach and, under normal circumstances, expects portfolio activity to occur semi-annually, though this may change from time-to-time at the Sub-Adviser’s discretion.

Principal Risks

As with all funds, a shareholder is subject to the risk that his or her investment could lose money. An investment in the Fund is not a bank deposit and is not insured or guaranteed by the FDIC or any government agency. The principal risks affecting shareholders’ investments in the Fund are set forth below. Each risk summarized below is considered a “principal risk” of investing in the Fund, regardless of the order in which it appears.

Asset Class Risk. Securities and other assets in the Fund’s portfolio may underperform in comparison to the general financial markets, a particular financial market or other asset classes.

Common Stock Risk. Common stock holds the lowest priority in the capital structure of a company, and, therefore, takes the largest share of the company’s risk and its accompanying volatility. The value of the common stock held by the Fund may fall due to general market and economic conditions, perceptions regarding the industries in which the issuers of securities held by the Fund participate, or facts relating to specific companies in which the Fund invests.

Cybersecurity Risk. The Fund is susceptible to operational risks through breaches in cybersecurity. A breach in cybersecurity refers to both intentional and unintentional events that may cause the Fund to lose proprietary information, suffer data corruption or lose operational capacity. Such events could cause the Fund to incur regulatory penalties, reputational damage, additional compliance costs associated with corrective measures and/or financial loss. Cybersecurity breaches may involve unauthorized access to the Fund’s digital information systems through “hacking” or malicious software coding but may also result from outside attacks such as denial-of-service attacks through efforts to make network services unavailable to intended users. In addition, cybersecurity breaches of the issuers of securities in which the Fund invests or the Fund’s third-party service providers, such as its administrator, transfer agent, custodian, or sub-adviser, as applicable, can also subject the Fund to many of the same risks associated with direct cybersecurity breaches. Although the Fund has established risk management systems designed to reduce the risks associated with cybersecurity, there is no guarantee that such efforts will succeed, especially because the Fund does not directly control the cybersecurity systems of issuers or third-party service providers.

Early Close/Trading Halt Risk. An exchange or market may close or issue trading halts on specific securities, or the ability to buy or sell certain securities or financial instruments may be restricted, which may result in the Fund being unable to buy or sell certain securities or financial instruments. In such circumstances, the Fund may be unable to rebalance its portfolio, may be unable to accurately price its investments, and/or may incur substantial trading losses.

Equity Securities Risk. The prices of equity securities in which the Fund invests may rise and fall daily. These price movements may result from factors affecting individual issuers, industries or the stock market as a whole.

Issuer-Specific Risk. Fund performance depends on the performance of the issuers to which the Fund has exposure. Issuer-specific events, including changes in the financial condition of an issuer, can have a negative impact on the value of the Fund.

Large-Capitalization Risk. Returns on investments in securities of large companies could trail the returns on investments in securities of smaller and mid-sized companies. The securities of large-capitalization companies may also be relatively mature compared to smaller companies and therefore subject to slower growth during times of economic expansion. Large-capitalization companies may also be unable to respond quickly to new competitive challenges, such as changes in technology and consumer tastes.

Limited Authorized Participants, Market Makers and Liquidity Providers Risk. Because the Fund is an ETF, only a limited number of institutional investors (known as “Authorized Participants”) are authorized to purchase and redeem shares directly from the Fund. In addition, there may be a limited number of market makers and/or liquidity providers in the marketplace. To the extent either of the following events occurs, the risk of which is higher during periods of market stress, shares of the Fund may trade at a material discount to their net asset value (“NAV”) per share and possibly face delisting: (i) Authorized Participants exit the business or otherwise become unable to process creation and/or redemption orders and no other Authorized Participants step forward to perform these services, or (ii) market makers and/or liquidity providers exit the business or significantly reduce their business activities and no other entities step forward to perform their functions.

Low Beta Style Risk. Although subject to the risks of common stocks, low beta stocks are seen as having a lower risk profile than the overall markets. However, a portfolio comprised of low beta stocks may not produce investment exposure that has lower variability to changes in such stock’ price levels. Low beta stocks are likely to underperform the broader market during periods of rapidly rising stock prices.

Management Risk. The Fund is an actively managed ETF. The Sub-Adviser continuously evaluates the Fund's holdings, purchases and sales with a view to achieving the Fund's investment objective. However, the achievement of the stated investment objective cannot be guaranteed over short- or long-term market cycles. The Sub-Adviser's judgments about the markets, the economy, or companies may not anticipate actual market movements, economic conditions, or company performance, and these judgments may affect the return on your investment. The quantitative strategy used by the Sub-Adviser may not perform as expected, particularly in volatile markets.

In addition, although the Sub-Adviser seeks to manage volatility within the Fund's portfolio, there is no guarantee that the Sub-Adviser will be successful. Securities in the Fund's portfolio may be subject to price volatility, and the Fund's share price may not be any less volatile than the market as a whole and could be more volatile. The Sub-Adviser's determinations and expectations regarding volatility may be incorrect or inaccurate, which may also adversely affect the Fund's actual volatility. The Fund also may underperform other funds with similar investment objectives and strategies. The Fund may provide protection in volatile markets by potentially curbing or mitigating the risk of loss in declining equity markets, but the Fund's opportunity to achieve returns when the equity markets are rising may also be limited. In general, the greater the protection against downside loss, the lesser the Fund's opportunity to participate in the returns generated by rising equity markets; however, there is no guarantee that the Fund will be successful in protecting the value of its portfolio in down markets.

Market Risk. The market price of a security or instrument could decline, sometimes rapidly or unpredictably, due to general market conditions that are not specifically related to a particular company, such as real or perceived adverse economic or political conditions throughout the world, changes in the general outlook for corporate earnings, changes in interest or currency rates or adverse investor sentiment generally. Local, regional, or global events such as war, acts of terrorism, the spread of infectious illness or other public health issues, recessions, or other events could have a significant impact on the market generally and on specific securities. The market value of a security may also decline because of factors that affect a particular industry or industries, such as labor shortages or increased production costs and competitive conditions within an industry.

Models and Data Risk. The Sub-Adviser relies heavily on quantitative models as well as data and information supplied by third parties that are utilized by the models. To the extent the models do not perform as designed or as intended, the Fund's strategy may not be successfully implemented and the Fund may lose value. If the models or data are incorrect or incomplete, any decisions made in reliance thereon may lead to the inclusion or exclusion of securities that would have been excluded or included had the models or data been correct and complete.

Operational Risk. The Fund and its service providers may experience disruptions that arise from human error, processing and communications errors, counterparty or third-party errors, technology or systems failures, any of which may have an adverse impact on the Fund.

Quality Stocks Risk. Stocks that demonstrate attributes of quality as determined by the Sub-Adviser's quantitative models may experience lower than expected returns or negative returns. Many factors can affect a stock's quality and performance and the impact of these factors on a stock is impossible to predict.

REIT Risk. Adverse economic, business or political developments affecting real estate could have a major effect on the value of the Fund's investments in REITs. Investing in REITs may subject the Fund to risks associated with the direct ownership of real estate, such as decreases in real estate values, overbuilding, increased competition and other risks related to local or general economic conditions, increases in operating costs and property taxes, changes in zoning laws, casualty or condemnation losses, possible environmental liabilities, regulatory limitations on rent and fluctuations in rental income. In addition, U.S. REITs are subject to the possibility of failing to qualify for the favorable U.S. federal income tax treatment generally available to them under the Internal Revenue Code of 1986 (the "Internal Revenue Code") and failing to maintain exemption from the registration requirements of the Investment Company Act of 1940 (the "1940 Act").

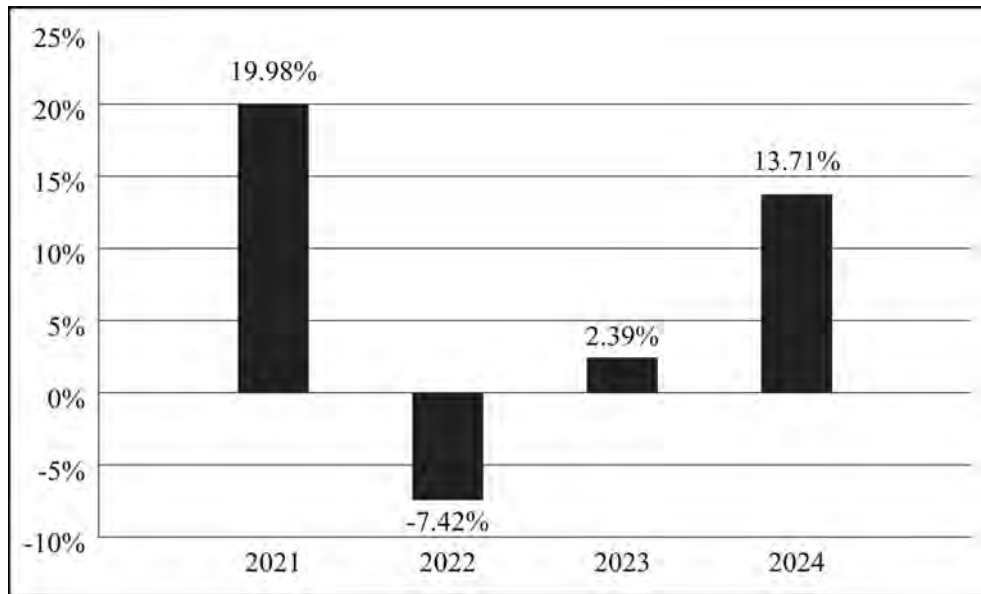
Small- and Mid-Capitalization Risk. The small- and mid-capitalization companies in which the Fund invests may be more vulnerable to adverse business or economic events than larger, more established companies, and may underperform other segments of the market or the equity market as a whole. Securities of small- and mid-capitalization companies generally trade in lower volumes, are often more vulnerable to market volatility, and are subject to greater and more unpredictable price changes than larger capitalization stocks or the stock market as a whole.

Trading Risk. Shares of the Fund may trade on the NYSE Arca, Inc. (the "Exchange") above (premium) or below (discount) their NAV. The NAV of shares of the Fund will fluctuate with changes in the market value of the Fund's holdings. The market prices of the Fund's shares will fluctuate continuously throughout trading hours based on market supply and demand and may deviate significantly from the value of the Fund's holdings, particularly in times of market stress, with the result that investors may pay more or receive less than the underlying value of the Fund shares bought or sold. When buying or selling shares in the secondary market, you may incur costs attributable to the difference between the highest price a buyer is willing to pay to purchase shares of the Fund (bid) and the lowest price a seller is willing to accept for shares of the Fund (ask), which is known as the bid-ask spread. In addition, although the Fund's shares are currently listed on the Exchange, there can be no assurance that an active trading market for shares will develop or be maintained. Trading in Fund shares may be halted due to market conditions or for reasons that, in the view of the Exchange, make trading in shares of the Fund inadvisable. In stressed market conditions, the market for the Fund's shares may become less liquid in response to deteriorating liquidity in the markets for the Fund's underlying portfolio holdings. In such a circumstance, the Fund's shares could trade at a premium or discount to their NAV.

Performance Information

The following bar chart and table provide some indication of the risks of investing in the Fund by showing changes in the Fund's performance from year to year and by showing how the Fund's average annual returns for certain time periods compare with the average annual total returns of the S&P Total Market Index, a broad-based securities market index, and of an equal blend of the S&P 500[®] Index, S&P SmallCap 600[®] Index, and S&P MidCap 400[®] Index. All returns assume reinvestment of dividends and distributions. The Fund's past performance (before and after taxes) is not necessarily an indication of how the Fund will perform in the future. Updated performance information is available online at www.6meridianfunds.com/sixl or by calling toll-free 866-SIXM-ETF (749-6383).

Annual Total Returns as of 12/31



Best and Worst Quarter Returns (for the period reflected in the bar chart above)

	Return	Quarter/Year
Highest Return	10.12%	Q4/2022
Lowest Return	-7.60%	Q3/2022

Average Annual Total Returns for the Periods Ended December 31, 2024

ETC 6 Meridian Low Beta Equity Strategy ETF	1 Year	Since Inception (5-8-2020)
Return Before Taxes	13.71%	9.67%
Return After Taxes on Distributions	13.35%	9.36%
Return After Taxes on Distributions and Sale of Fund Shares	8.36%	7.61%
S&P Total Market Index (reflects no deduction for fees, expenses, or taxes)	23.87%	17.40%
Equal Blend of the S&P 500 [®] Index, S&P SmallCap 600 [®] Index, and S&P MidCap 400 [®] Index (reflects no deduction for fees, expenses, or taxes)	15.93%	16.74%

After-tax returns are calculated using the highest historical individual federal marginal income tax rates and do not reflect the impact of state and local taxes. Your actual after-tax returns will depend on your tax situation and may differ from those shown. After-tax returns shown are not relevant to investors who hold their shares of the Fund through tax-deferred arrangements, such as 401(k) plans or individual retirement accounts (“IRA”). In some cases, the return after taxes may exceed the return before taxes due to an assumed tax benefit from any losses on a sale of shares of the Fund at the end of the measurement period.

Investment Advisers

Exchange Traded Concepts, LLC serves as the investment adviser to the Fund. Madison Avenue Financial Solutions, LLC (doing business as 6 Meridian) serves as the sub-adviser to the Fund.

Portfolio Managers

Andrew Mies, Founder/Partner and Chief Investment Officer of the Sub-Adviser, has served as a portfolio manager of the Fund since its inception in 2020.

Ammie Weidner, Partner – Director of Trading and Operations of the Sub-Adviser, has served as a portfolio manager of the Fund since its inception in 2020.

Jason Mayers, Senior Associate, Investment Management of the Sub-Adviser, has served as a portfolio manager of the Fund since 2022.

Andrew Serowik, Portfolio Manager of the Adviser, has served as a portfolio manager of the Fund since its inception in 2020.

Todd Alberico, Portfolio Manager of the Adviser, has served as a portfolio manager of the Fund since 2021.

Gabriel Tan, Portfolio Manager of the Adviser, has served as a portfolio manager of the Fund since 2021.

Brian Cooper, Portfolio Manager of the Adviser, has served as a portfolio manager of the Fund since 2022.

Purchase and Sale of Fund Shares

The Fund issues shares to, and redeems shares from, certain institutional investors known as “Authorized Participants” (typically market makers or other broker-dealers) only in large blocks of shares known as “Creation Units.” Creation Unit transactions for the Fund generally are conducted in exchange for the deposit or delivery of a portfolio of securities closely approximating the holdings of the Fund and a specified cash payment. Individual shares of the Fund may only be purchased and sold in the secondary market through a broker or dealer at a market price. You can purchase and sell individual shares of the Fund throughout the trading day like any publicly traded security. The Fund’s shares are listed on the Exchange. The price of the Fund’s shares is based on market price and because exchange-traded fund shares trade at market prices rather than NAV, shares may trade at prices greater than NAV (premium) or less than NAV (discount). When buying or selling shares of the Fund in the secondary market, you may incur costs attributable to the difference between the highest price a buyer is willing to pay to purchase shares of the Fund (bid) and the lowest price a seller is willing to accept for shares of the Fund (ask) (the “bid-ask spread”). Recent information regarding the Fund’s NAV, market price, premiums and discounts, and bid-ask spreads is available at www.6meridianfunds.com/sixl.

Tax Information

Distributions made by the Fund may be taxable as ordinary income, qualified dividend income, or long-term capital gains, unless you are investing through a tax-advantaged arrangement, such as a 401(k) plan or an IRA. In that case, you may be taxed when you take a distribution from such account, depending on the type of account, the circumstances of your distribution, and other factors.

Payments to Broker-Dealers and Other Financial Intermediaries

If you purchase shares of the Fund through a broker-dealer or other financial intermediary (such as a bank), the Adviser may pay the intermediary for the sale of Fund shares and related services. These payments may create a conflict of interest by influencing the broker-dealer or other intermediary and your salesperson to recommend the Fund over another investment. Ask your salesperson or visit your financial intermediary’s website for more information.

Fund Summary – ETC 6 Meridian Mega Cap Equity ETF

Investment Objective

The ETC 6 Meridian Mega Cap Equity ETF (the “Fund”) seeks to provide capital appreciation.

Fees and Expenses

This table describes the fees and expenses that you may pay if you buy, hold, and sell shares of the Fund. **You may pay other fees, such as brokerage commissions and other fees to financial intermediaries, which are not reflected in the table and Example below.**

Annual Fund Operating Expenses <i>(expenses that you pay each year as a percentage of the value of your investment)</i>	
Management Fee	0.31%
Distribution and Service (12b-1) Fees	0.00%
Other Expenses	0.16%
Total Annual Fund Operating Expenses ¹	0.47%

¹ Fees have been restated to reflect current year fees.

Example

This Example is intended to help you compare the cost of investing in the Fund with the cost of investing in other funds. The Example assumes that you invest \$10,000 in the Fund for the time periods indicated and then sell all of your shares at the end of those periods. The Example also assumes that your investment has a 5% return each year and that the Fund’s operating expenses remain the same. Although your actual costs may be higher or lower, based on these assumptions your cost would be:

1 Year	3 Years	5 Years	10 Years
\$48	\$151	\$263	\$591

Portfolio Turnover

The Fund pays transaction costs, such as commissions, when it buys and sells securities (or “turns over” its portfolio). A higher portfolio turnover rate may indicate higher transaction costs and may result in higher taxes when shares of the Fund are held in a taxable account. These costs, which are not reflected in annual fund operating expenses or in the Example above, affect the Fund’s performance. For the fiscal year ended November 30, 2024, the Fund’s portfolio turnover rate was 153% of the average value of its portfolio.

Principal Investment Strategies

The Fund is an actively managed exchange-traded fund (“ETF”) that invests, under normal circumstances, at least 80% of its net assets (plus the amount of any borrowings for investment purposes) in mega capitalization equity securities. Madison Avenue Financial Solutions, LLC, the Fund’s sub-adviser (the “Sub-Adviser”), considers mega capitalization companies to be the largest 10% of stocks included in the Russell 3000 Index by market capitalization. The equity securities in which the Fund invests are mainly common stocks.

In selecting investments for the Fund, the Sub-Adviser uses a quantitatively-driven strategy designed to emphasize high quality large-capitalization securities. Pursuant to this strategy, securities are first ranked on a composite of several variables intended to measure profitability, growth and ability to service financing obligations. Securities ranking the lowest on this composite measure, as expressed relative to the distribution of all securities measured, are excluded from the investable universe. Securities exhibiting low momentum, as defined below, are also excluded. The remaining securities are then ranked separately on measures of multiple investment factors including beta, momentum, yield, value and quality. Beta is intended to measure the exposure of a security to broad market risk and is defined here as the co-movement of the return of a security with the return of the securities included in the investable universe scaled by the volatility of the investable universe's returns. For example, a security that has a beta of 1.0 has the same market risk as the securities in the investable universe, a security that has a beta less than 1.0 has less market risk than the securities in the investable universe, and a security that has a beta greater than 1.0 has more market risk than the securities in the investable universe. For purposes of this model, lower values for beta rank more favorably. Momentum refers to the trailing price appreciation of a security relative to the investable universe measured over the twelve-month period preceding the date of measurement. Yield is measured as the annual dividends or income paid divided by the price of the security. Value is calculated using ratios of fundamental measures of company size to the market value of that company. For purposes of this model, quality is measured as gross profitability. The securities that rank highest on a sequential percentile basis for each factor measure are included in the Fund's portfolio, at weights determined based on the number of factors for which the security ranks highly.

The Fund is non-diversified and may invest a greater percentage of its assets in a particular issuer than a diversified fund.

Principal Risks

As with all funds, a shareholder is subject to the risk that his or her investment could lose money. An investment in the Fund is not a bank deposit and is not insured or guaranteed by the FDIC or any government agency. The principal risks affecting shareholders' investments in the Fund are set forth below. Each risk summarized below is considered a "principal risk" of investing in the Fund, regardless of the order in which it appears.

Asset Class Risk. Securities and other assets in the Fund's portfolio may underperform in comparison to the general financial markets, a particular financial market or other asset classes.

Common Stock Risk. Common stock holds the lowest priority in the capital structure of a company, and, therefore, takes the largest share of the company's risk and its accompanying volatility. The value of the common stock held by the Fund may fall due to general market and economic conditions, perceptions regarding the industries in which the issuers of securities held by the Fund participate, or facts relating to specific companies in which the Fund invests.

Cybersecurity Risk. The Fund is susceptible to operational risks through breaches in cybersecurity. A breach in cybersecurity refers to both intentional and unintentional events that may cause the Fund to lose proprietary information, suffer data corruption or lose operational capacity. Such events could cause the Fund to incur regulatory penalties, reputational damage, additional compliance costs associated with corrective measures and/or financial loss. Cybersecurity breaches may involve unauthorized access to the Fund's digital information systems through "hacking" or malicious software coding but may also result from outside attacks such as denial-of-service attacks through efforts to make network services unavailable to intended users. In addition, cybersecurity breaches of the issuers of securities in which the Fund invests or the Fund's third-party service providers, such as its administrator, transfer agent, custodian, or sub-adviser, as applicable, can also subject the Fund to many of the same risks associated with direct cybersecurity breaches. Although the Fund has established risk management systems designed to reduce the risks associated with cybersecurity, there is no guarantee that such efforts will succeed, especially because the Fund does not directly control the cybersecurity systems of issuers or third-party service providers.

Dividends Risk. The Fund's investment in dividend-paying securities could cause the Fund to underperform similar funds that invest without consideration of an issuer's track record of paying dividends. Companies that issue dividend-paying securities are not required to continue to pay dividends on such securities. Therefore, there is the possibility that such companies could reduce or eliminate the payment of dividends in the future.

Early Close/Trading Halt Risk. An exchange or market may close or issue trading halts on specific securities, or the ability to buy or sell certain securities or financial instruments may be restricted, which may result in the Fund being unable to buy or sell certain securities or financial instruments. In such circumstances, the Fund may be unable to rebalance its portfolio, may be unable to accurately price its investments, and/or may incur substantial trading losses.

Equity Securities Risk. The prices of equity securities in which the Fund invests may rise and fall daily. These price movements may result from factors affecting individual issuers, industries or the stock market as a whole.

Issuer-Specific Risk. Fund performance depends on the performance of the issuers to which the Fund has exposure. Issuer-specific events, including changes in the financial condition of an issuer, can have a negative impact on the value of the Fund.

Large-Capitalization Risk. Returns on investments in securities of large companies could trail the returns on investments in securities of smaller and mid-sized companies. The securities of large-capitalization companies may also be relatively mature compared to smaller companies and therefore subject to slower growth during times of economic expansion. Large-capitalization companies may also be unable to respond quickly to new competitive challenges, such as changes in technology and consumer tastes.

Limited Authorized Participants, Market Makers and Liquidity Providers Risk. Because the Fund is an ETF, only a limited number of institutional investors (known as "Authorized Participants") are authorized to purchase and redeem shares directly from the Fund. In addition, there may be a limited number of market makers and/or liquidity providers in the marketplace. To the extent either of the following events occurs, the risk of which is higher during periods of market stress, shares of the Fund may trade at a material discount to their net asset value ("NAV") per share and possibly face delisting: (i) Authorized Participants exit the business or otherwise become unable to process creation and/or redemption orders and no other Authorized Participants step forward to perform these services, or (ii) market makers and/or liquidity providers exit the business or significantly reduce their business activities and no other entities step forward to perform their functions.

Low Beta Style Risk. Although subject to the risks of common stocks, low beta stocks are seen as having a lower risk profile than the overall markets. However, a portfolio comprised of low beta stocks may not produce investment exposure that has lower variability to changes in such stock' price levels. Low beta stocks are likely to underperform the broader market during periods of rapidly rising stock prices.

Management Risk. The Fund is an actively managed ETF. The Sub-Adviser continuously evaluates the Fund's holdings, purchases and sales with a view to achieving the Fund's investment objective. However, the achievement of the stated investment objective cannot be guaranteed over short- or long-term market cycles. The Sub-Adviser's judgments about the markets, the economy, or companies may not anticipate actual market movements, economic conditions, or company performance, and these judgments may affect the return on your investment. The quantitative strategy used by the Sub-Adviser may not perform as expected, particularly in volatile markets.

Market Risk. The market price of a security or instrument could decline, sometimes rapidly or unpredictably, due to general market conditions that are not specifically related to a particular company, such as real or perceived adverse economic or political conditions throughout the world, changes in the general outlook for corporate earnings, changes in interest or currency rates or adverse investor sentiment generally. Local, regional, or global events such as war, acts of terrorism, the spread of infectious illness or other public health issues, recessions, or other events could have a significant impact on the market generally and on specific securities. The market value of a security may also decline because of factors that affect a particular industry or industries, such as labor shortages or increased production costs and competitive conditions within an industry.

Models and Data Risk. The Sub-Adviser relies heavily on quantitative models as well as data and information supplied by third parties that are utilized by the models. To the extent the models do not perform as designed or as intended, the Fund's strategy may not be successfully implemented and the Fund may lose value. If the models or data are incorrect or incomplete, any decisions made in reliance thereon may lead to the inclusion or exclusion of securities that would have been excluded or included had the models or data been correct and complete.

Momentum Style Risk. Investing in or having exposure to securities with positive momentum entails investing in securities that have had above-average recent returns. These securities may be more volatile than a broad cross-section of securities. In addition, there may be periods during which investment performance of the Fund while using a momentum strategy may suffer.

Non-Diversification Risk. The Fund is a non-diversified investment company under the Investment Company Act of 1940 (the "1940 Act"), meaning that, as compared to a diversified fund, it can invest a greater percentage of its assets in securities issued by or representing a small number of issuers. As a result, the performance of these issuers can have a substantial impact on the Fund's performance.

Operational Risk. The Fund and its service providers may experience disruptions that arise from human error, processing and communications errors, counterparty or third-party errors, technology or systems failures, any of which may have an adverse impact on the Fund.

Quality Stocks Risk. Stocks that demonstrate attributes of quality as determined by the Sub-Adviser's quantitative models may experience lower than expected returns or negative returns. Many factors can affect a stock's quality and performance and the impact of these factors on a stock is impossible to predict.

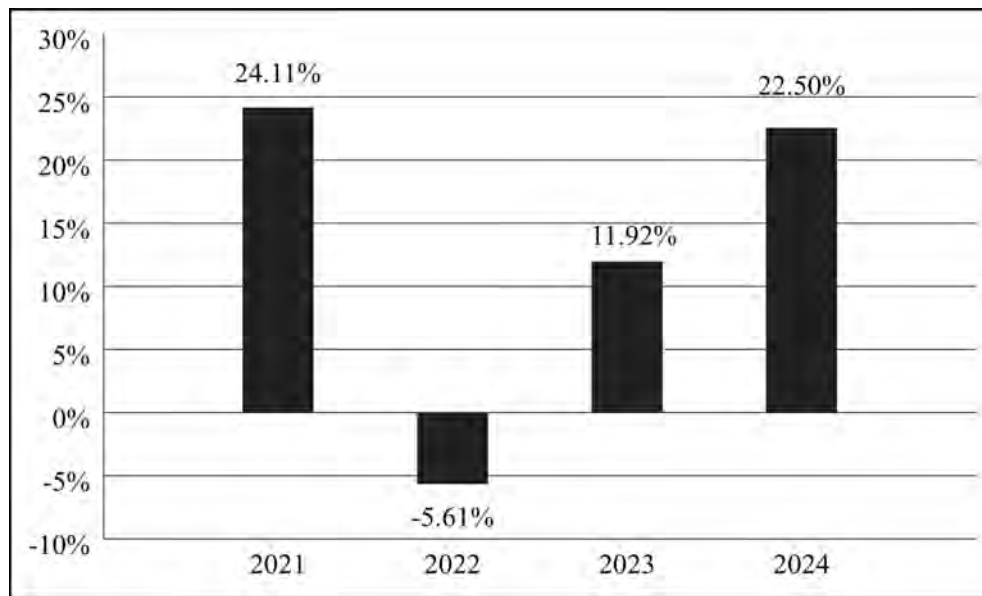
Trading Risk. Shares of the Fund may trade on the NYSE Arca, Inc. (the "Exchange") above (premium) or below (discount) their NAV. The NAV of shares of the Fund will fluctuate with changes in the market value of the Fund's holdings. The market prices of the Fund's shares will fluctuate continuously throughout trading hours based on market supply and demand and may deviate significantly from the value of the Fund's holdings, particularly in times of market stress, with the result that investors may pay more or receive less than the underlying value of the Fund shares bought or sold. When buying or selling shares in the secondary market, you may incur costs attributable to the difference between the highest price a buyer is willing to pay to purchase shares of the Fund (bid) and the lowest price a seller is willing to accept for shares of the Fund (ask), which is known as the bid-ask spread. In addition, although the Fund's shares are currently listed on the Exchange, there can be no assurance that an active trading market for shares will develop or be maintained. Trading in Fund shares may be halted due to market conditions or for reasons that, in the view of the Exchange, make trading in shares of the Fund inadvisable. In stressed market conditions, the market for the Fund's shares may become less liquid in response to deteriorating liquidity in the markets for the Fund's underlying portfolio holdings. In such a circumstance, the Fund's shares could trade at a premium or discount to their NAV.

Value Style Risk. Investing in or having exposure to "value" securities presents the risk that the securities may never reach what the Sub-Adviser believes are their full market values, either because the market fails to recognize what the Sub-Adviser considers to be the security's true value or the Sub-Adviser misjudged that value. In addition, there may be periods during which the investment performance of the Fund while using a value strategy may suffer.

Performance Information

The following bar chart and table provide some indication of the risks of investing in the Fund by showing changes in the Fund's performance from year to year and by showing how the Fund's average annual returns for certain time periods compare with the average annual total returns of the S&P 500[®] Index, a broad-based securities market index. All returns assume reinvestment of dividends and distributions. The Fund's past performance (before and after taxes) is not necessarily an indication of how the Fund will perform in the future. Updated performance information is available online at www.6meridianfunds.com/sixx or by calling toll-free 866-SIXM-ETF (749-6383).

Annual Total Returns as of 12/31



Best and Worst Quarter Returns (for the period reflected in the bar chart above)

	Return	Quarter/Year
Highest Return	14.01%	Q4/2022
Lowest Return	-8.78%	Q2/2022

Average Annual Total Returns for the Periods Ended December 31, 2024

ETC 6 Meridian Mega Cap Equity ETF	1 Year	Since Inception (5-8-2020)
Return Before Taxes	22.50%	14.92%
Return After Taxes on Distributions	22.02%	14.38%
Return After Taxes on Distributions and Sale of Fund Shares	13.64%	11.87%
S&P 500® Index (reflects no deduction for fees, expenses, or taxes)	25.02%	17.97%

After-tax returns are calculated using the highest historical individual federal marginal income tax rates and do not reflect the impact of state and local taxes. Your actual after-tax returns will depend on your tax situation and may differ from those shown. After-tax returns shown are not relevant to investors who hold their shares of the Fund through tax-deferred arrangements, such as 401(k) plans or IRAs. In some cases, the return after taxes may exceed the return before taxes due to an assumed tax benefit from any losses on a sale of shares of the Fund at the end of the measurement period.

Investment Advisers

Exchange Traded Concepts, LLC serves as the investment adviser to the Fund. Madison Avenue Financial Solutions, LLC (doing business as 6 Meridian) serves as the sub-adviser to the Fund.

Portfolio Managers

Andrew Mies, Founder/Partner and Chief Investment Officer of the Sub-Adviser, has served as a portfolio manager of the Fund since its inception in 2020.

Ammie Weidner, Partner – Director of Trading and Operations of the Sub-Adviser, has served as a portfolio manager of the Fund since its inception in 2020.

Jason Mayers, Senior Associate, Investment Management of the Sub-Adviser, has served as a portfolio manager of the Fund since 2022.

Andrew Serowik, Portfolio Manager of the Adviser, has served as a portfolio manager of the Fund since its inception in 2020.

Todd Alberico, Portfolio Manager of the Adviser, has served as a portfolio manager of the Fund since 2021.

Gabriel Tan, Portfolio Manager of the Adviser, has served as a portfolio manager of the Fund since 2021.

Brian Cooper, Portfolio Manager of the Adviser, has served as a portfolio manager of the Fund since 2022.

Purchase and Sale of Fund Shares

The Fund issues shares to, and redeems shares from, certain institutional investors known as “Authorized Participants” (typically market makers or other broker-dealers) only in large blocks of shares known as “Creation Units.” Creation Unit transactions for the Fund generally are conducted in exchange for the deposit or delivery of a portfolio of securities closely approximating the holdings of the Fund and a specified cash payment. Individual shares of the Fund may only be purchased and sold in the secondary market through a broker or dealer at a market price. You can purchase and sell individual shares of the Fund throughout the trading day like any publicly traded security. The Fund’s shares are listed on the Exchange. The price of the Fund’s shares is based on market price and because exchange-traded fund shares trade at market prices rather than NAV, shares may trade at prices greater than NAV (premium) or less than NAV (discount). When buying or selling shares of the Fund in the secondary market, you may incur costs attributable to the difference between the highest price a buyer is willing to pay to purchase shares of the Fund (bid) and the lowest price a seller is willing to accept for shares of the Fund (ask) (the “bid-ask spread”). Recent information regarding the Fund’s NAV, market price, premiums and discounts, and bid-ask spreads is available at www.6meridianfunds.com/sixa.

Tax Information

Distributions made by the Fund may be taxable as ordinary income, qualified dividend income, or long-term capital gains, unless you are investing through a tax-advantaged arrangement, such as a 401(k) plan or an IRA. In that case, you may be taxed when you take a distribution from such account, depending on the type of account, the circumstances of your distribution, and other factors.

Payments to Broker-Dealers and Other Financial Intermediaries

If you purchase shares of the Fund through a broker-dealer or other financial intermediary (such as a bank), the Adviser may pay the intermediary for the sale of Fund shares and related services. These payments may create a conflict of interest by influencing the broker-dealer or other intermediary and your salesperson to recommend the Fund over another investment. Ask your salesperson or visit your financial intermediary’s website for more information.

Fund Summary – ETC 6 Meridian Small Cap Equity ETF

Investment Objective

The ETC 6 Meridian Small Cap Equity ETF (the “Fund”) seeks to provide capital appreciation.

Fees and Expenses

This table describes the fees and expenses that you may pay if you buy, hold, and sell shares of the Fund. **You may pay other fees, such as brokerage commissions and other fees to financial intermediaries, which are not reflected in the table and Example below.**

Annual Fund Operating Expenses <i>(expenses that you pay each year as a percentage of the value of your investment)</i>	
Management Fee	0.31%
Distribution and Service (12b-1) Fees	0.00%
Other Expenses	0.21%
Total Annual Fund Operating Expenses ¹	0.52%

¹ Fees have been restated to reflect current year fees.

Example

This Example is intended to help you compare the cost of investing in the Fund with the cost of investing in other funds. The Example assumes that you invest \$10,000 in the Fund for the time periods indicated and then sell all of your shares at the end of those periods. The Example also assumes that your investment has a 5% return each year and that the Fund's operating expenses remain the same. Although your actual costs may be higher or lower, based on these assumptions your cost would be:

1 Year	3 Years	5 Years	10 Years
\$53	\$167	\$291	\$653

Portfolio Turnover

The Fund pays transaction costs, such as commissions, when it buys and sells securities (or “turns over” its portfolio). A higher portfolio turnover rate may indicate higher transaction costs and may result in higher taxes when shares of the Fund are held in a taxable account. These costs, which are not reflected in annual fund operating expenses or in the Example above, affect the Fund’s performance. For the fiscal year ended November 30, 2024, the Fund’s portfolio turnover rate was 86% of the average value of its portfolio.

Principal Investment Strategies

The Fund is an actively managed exchange-traded fund (“ETF”) that invests, under normal circumstances, at least 80% of its net assets (plus the amount of any borrowings for investment purposes) in small-capitalization equity securities. Madison Avenue Financial Solutions, LLC, the Fund’s sub-adviser (the “Sub-Adviser”), considers small-capitalization companies to be those with market capitalizations within the range of the market capitalization of companies included in the S&P SmallCap 600[®] Index (\$322.89 million to \$9.70 billion as of March 3, 2025). Although the Fund invests primarily in small-capitalization securities, the Fund may invest in equity securities of companies of any capitalization. The equity securities in which the Fund invests are mainly common stocks. The Fund also may invest in real estate investment trusts (“REITs”).

In selecting investments for the Fund, the Sub-Adviser uses a quantitatively-driven strategy designed to emphasize high quality small-capitalization securities. Pursuant to this strategy, securities are first ranked on a composite of several variables intended to measure profitability, growth and ability to service financing obligations. Securities ranking the lowest on this composite measure, as expressed relative to the distribution of all securities measured, are excluded from the investable universe. The remaining securities are then ranked separately on measures of multiple investment factors including beta and value. Beta is intended to measure the exposure of a security to broad market risk and is defined here as the co-movement of the return of a security with the return of the securities included in the investable universe scaled by the volatility of the investable universe's returns. For example, a security that has a beta of 1.0 has the same market risk as the securities in the investable universe, a security that has a beta less than 1.0 has less market risk than the securities in the investable universe, and a security that has a beta greater than 1.0 has more market risk than the securities in the investable universe. For purposes of this model, lower values for beta rank more favorably. Value is calculated using ratios of fundamental measures of company size to the market value of that company. The securities that rank highest on a sequential percentile basis for each factor measure are included in the Fund's portfolio, at weights determined based on the number of factors for which the security ranks highly. The Sub-Adviser employs a low turnover portfolio approach and, under normal circumstances, expects portfolio activity to occur semi-annually, though this may change from time-to-time at the Sub-Adviser's discretion.

Principal Risks

As with all funds, a shareholder is subject to the risk that his or her investment could lose money. An investment in the Fund is not a bank deposit and is not insured or guaranteed by the FDIC or any government agency. The principal risks affecting shareholders' investments in the Fund are set forth below. Each risk summarized below is considered a "principal risk" of investing in the Fund, regardless of the order in which it appears.

Asset Class Risk. Securities and other assets in the Fund's portfolio may underperform in comparison to the general financial markets, a particular financial market or other asset classes.

Common Stock Risk. Common stock holds the lowest priority in the capital structure of a company, and, therefore, takes the largest share of the company's risk and its accompanying volatility. The value of the common stock held by the Fund may fall due to general market and economic conditions, perceptions regarding the industries in which the issuers of securities held by the Fund participate, or facts relating to specific companies in which the Fund invests.

Cybersecurity Risk. The Fund is susceptible to operational risks through breaches in cybersecurity. A breach in cybersecurity refers to both intentional and unintentional events that may cause the Fund to lose proprietary information, suffer data corruption or lose operational capacity. Such events could cause the Fund to incur regulatory penalties, reputational damage, additional compliance costs associated with corrective measures and/or financial loss. Cybersecurity breaches may involve unauthorized access to the Fund's digital information systems through "hacking" or malicious software coding but may also result from outside attacks such as denial-of-service attacks through efforts to make network services unavailable to intended users. In addition, cybersecurity breaches of the issuers of securities in which the Fund invests or the Fund's third-party service providers, such as its administrator, transfer agent, custodian, or sub-adviser, as applicable, can also subject the Fund to many of the same risks associated with direct cybersecurity breaches. Although the Fund has established risk management systems designed to reduce the risks associated with cybersecurity, there is no guarantee that such efforts will succeed, especially because the Fund does not directly control the cybersecurity systems of issuers or third-party service providers.

Early Close/Trading Halt Risk. An exchange or market may close or issue trading halts on specific securities, or the ability to buy or sell certain securities or financial instruments may be restricted, which may result in the Fund being unable to buy or sell certain securities or financial instruments. In such circumstances, the Fund may be unable to rebalance its portfolio, may be unable to accurately price its investments, and/or may incur substantial trading losses.

Equity Securities Risk. The prices of equity securities in which the Fund invests may rise and fall daily. These price movements may result from factors affecting individual issuers, industries or the stock market as a whole.

Issuer-Specific Risk. Fund performance depends on the performance of the issuers to which the Fund has exposure. Issuer-specific events, including changes in the financial condition of an issuer, can have a negative impact on the value of the Fund.

Limited Authorized Participants, Market Makers and Liquidity Providers Risk. Because the Fund is an ETF, only a limited number of institutional investors (known as “Authorized Participants”) are authorized to purchase and redeem shares directly from the Fund. In addition, there may be a limited number of market makers and/or liquidity providers in the marketplace. To the extent either of the following events occurs, the risk of which is higher during periods of market stress, shares of the Fund may trade at a material discount to their net asset value (“NAV”) per share and possibly face delisting: (i) Authorized Participants exit the business or otherwise become unable to process creation and/or redemption orders and no other Authorized Participants step forward to perform these services, or (ii) market makers and/or liquidity providers exit the business or significantly reduce their business activities and no other entities step forward to perform their functions.

Low Beta Style Risk. Although subject to the risks of common stocks, low beta stocks are seen as having a lower risk profile than the overall markets. However, a portfolio comprised of low beta stocks may not produce investment exposure that has lower variability to changes in such stock’ price levels. Low beta stocks are likely to underperform the broader market during periods of rapidly rising stock prices.

Management Risk. The Fund is an actively managed ETF. The Sub-Adviser continuously evaluates the Fund’s holdings, purchases and sales with a view to achieving the Fund’s investment objective. However, the achievement of the stated investment objective cannot be guaranteed over short- or long-term market cycles. The Sub-Adviser’s judgments about the markets, the economy, or companies may not anticipate actual market movements, economic conditions, or company performance, and these judgments may affect the return on your investment. The quantitative strategy used by the Sub-Adviser may not perform as expected, particularly in volatile markets.

Market Risk. The market price of a security or instrument could decline, sometimes rapidly or unpredictably, due to general market conditions that are not specifically related to a particular company, such as real or perceived adverse economic or political conditions throughout the world, changes in the general outlook for corporate earnings, changes in interest or currency rates or adverse investor sentiment generally. Local, regional, or global events such as war, acts of terrorism, the spread of infectious illness or other public health issues, recessions, or other events could have a significant impact on the market generally and on specific securities. The market value of a security may also decline because of factors that affect a particular industry or industries, such as labor shortages or increased production costs and competitive conditions within an industry.

Models and Data Risk. The Sub-Adviser relies heavily on quantitative models as well as data and information supplied by third parties that are utilized by the models. To the extent the models do not perform as designed or as intended, the Fund's strategy may not be successfully implemented and the Fund may lose value. If the models or data are incorrect or incomplete, any decisions made in reliance thereon may lead to the inclusion or exclusion of securities that would have been excluded or included had the models or data been correct and complete.

Operational Risk. The Fund and its service providers may experience disruptions that arise from human error, processing and communications errors, counterparty or third-party errors, technology or systems failures, any of which may have an adverse impact on the Fund.

Quality Stocks Risk. Stocks that demonstrate attributes of quality as determined by the Sub-Adviser's quantitative models may experience lower than expected returns or negative returns. Many factors can affect a stock's quality and performance and the impact of these factors on a stock is impossible to predict.

REIT Risk. Adverse economic, business or political developments affecting real estate could have a major effect on the value of the Fund's investments in REITs. Investing in REITs may subject the Fund to risks associated with the direct ownership of real estate, such as decreases in real estate values, overbuilding, increased competition and other risks related to local or general economic conditions, increases in operating costs and property taxes, changes in zoning laws, casualty or condemnation losses, possible environmental liabilities, regulatory limitations on rent and fluctuations in rental income. In addition, U.S. REITs are subject to the possibility of failing to qualify for the favorable U.S. federal income tax treatment generally available to them under the Internal Revenue Code, and failing to maintain exemption from the registration requirements of the Investment Company Act of 1940 (the "1940 Act").

Small- and Mid-Capitalization Risk. The small- and mid-capitalization companies in which the Fund invests may be more vulnerable to adverse business or economic events than larger, more established companies, and may underperform other segments of the market or the equity market as a whole. Securities of small- and mid-capitalization companies generally trade in lower volumes, are often more vulnerable to market volatility, and are subject to greater and more unpredictable price changes than larger capitalization stocks or the stock market as a whole.

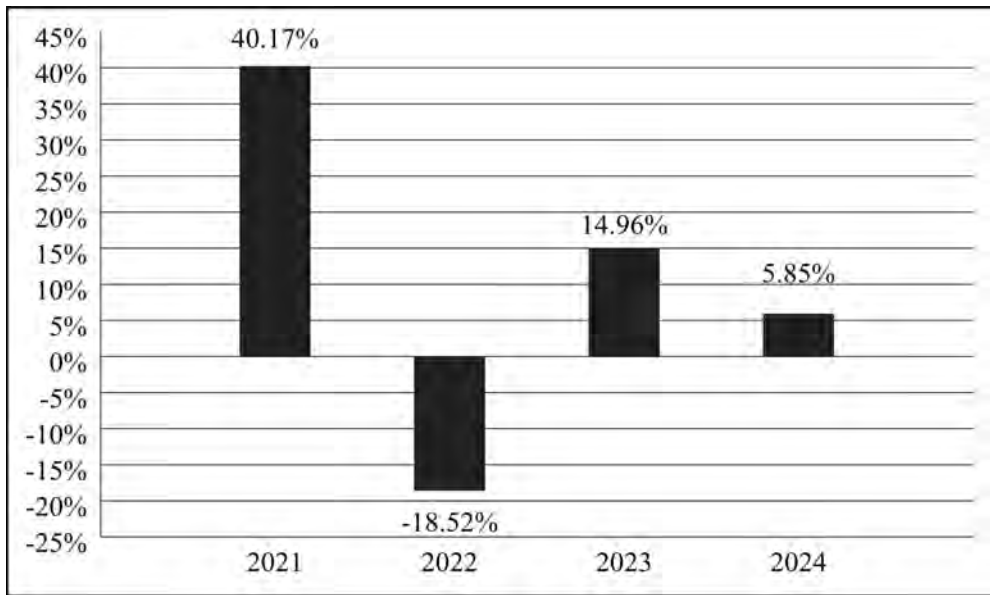
Trading Risk. Shares of the Fund may trade on the NYSE Arca, Inc. (the “Exchange”) above (premium) or below (discount) their NAV. The NAV of shares of the Fund will fluctuate with changes in the market value of the Fund’s holdings. The market prices of the Fund’s shares will fluctuate continuously throughout trading hours based on market supply and demand and may deviate significantly from the value of the Fund’s holdings, particularly in times of market stress, with the result that investors may pay more or receive less than the underlying value of the Fund shares bought or sold. When buying or selling shares in the secondary market, you may incur costs attributable to the difference between the highest price a buyer is willing to pay to purchase shares of the Fund (bid) and the lowest price a seller is willing to accept for shares of the Fund (ask), which is known as the bid-ask spread. In addition, although the Fund’s shares are currently listed on the Exchange, there can be no assurance that an active trading market for shares will develop or be maintained. Trading in Fund shares may be halted due to market conditions or for reasons that, in the view of the Exchange, make trading in shares of the Fund inadvisable. In stressed market conditions, the market for the Fund’s shares may become less liquid in response to deteriorating liquidity in the markets for the Fund’s underlying portfolio holdings. In such a circumstance, the Fund’s shares could trade at a premium or discount to their NAV.

Value Style Risk. Investing in or having exposure to “value” securities presents the risk that the securities may never reach what the Sub-Adviser believes are their full market values, either because the market fails to recognize what the Sub-Adviser considers to be the security’s true value or the Sub-Adviser misjudged that value. In addition, there may be periods during which the investment performance of the Fund while using a value strategy may suffer.

Performance Information

The following bar chart and table provide some indication of the risks of investing in the Fund by showing changes in the Fund’s performance from year to year and by showing how the Fund’s average annual returns for certain time periods compare with the average annual total returns of the S&P Total Market Index, a broad-based securities market index, and of the SmallCap 600® Index. All returns assume reinvestment of dividends and distributions. The Fund’s past performance (before and after taxes) is not necessarily an indication of how the Fund will perform in the future. Updated performance information is available online at www.6meridianfunds.com/sixs or by calling toll-free 866-SIXM-ETF (749-6383).

Annual Total Returns as of 12/31



Best and Worst Quarter Returns (for the period reflected in the bar chart above)

	Return	Quarter/Year
Highest Return	23.08%	Q1/2021
Lowest Return	-12.56%	Q2/2022

Average Annual Total Returns for the Periods Ended December 31, 2024

ETC 6 Meridian Small Cap Equity ETF	1 Year	Since Inception (5-8-2020)
Return Before Taxes	5.85%	15.77%
Return After Taxes on Distributions	5.57%	15.43%
Return After Taxes on Distributions and Sale of Fund Shares	3.65%	12.66%
S&P Total Market Index (reflects no deduction for fees, expenses, or taxes)	23.87%	17.40%
SmallCap 600 [®] Index (reflects no deduction for fees, expenses, or taxes)	8.70%	15.66%

After-tax returns are calculated using the highest historical individual federal marginal income tax rates and do not reflect the impact of state and local taxes. Your actual after-tax returns will depend on your tax situation and may differ from those shown. After-tax returns shown are not relevant to investors who hold their shares of the Fund through tax-deferred arrangements, such as 401(k) plans or IRAs. In some cases, the return after taxes may exceed the return before taxes due to an assumed tax benefit from any losses on a sale of shares of the Fund at the end of the measurement period.

Investment Advisers

Exchange Traded Concepts, LLC serves as the investment adviser to the Fund. Madison Avenue Financial Solutions, LLC (doing business as 6 Meridian) serves as the sub-adviser to the Fund.

Portfolio Managers

Andrew Mies, Founder/Partner and Chief Investment Officer of the Sub-Adviser, has served as a portfolio manager of the Fund since its inception in 2020.

Ammie Weidner, Partner – Director of Trading and Operations of the Sub-Adviser, has served as a portfolio manager of the Fund since its inception in 2020.

Jason Mayers, Senior Associate, Investment Management of the Sub-Adviser, has served as a portfolio manager of the Fund since 2022.

Andrew Serowik, Portfolio Manager of the Adviser, has served as a portfolio manager of the Fund since its inception in 2020.

Todd Alberico, Portfolio Manager of the Adviser, has served as a portfolio manager of the Fund since 2021.

Gabriel Tan, Portfolio Manager of the Adviser, has served as a portfolio manager of the Fund since 2021.

Brian Cooper, Portfolio Manager of the Adviser, has served as a portfolio manager of the Fund since 2022.

Purchase and Sale of Fund Shares

The Fund issues shares to, and redeems shares from, certain institutional investors known as “Authorized Participants” (typically market makers or other broker-dealers) only in large blocks of shares known as “Creation Units.” Creation Unit transactions for the Fund generally are conducted in exchange for the deposit or delivery of a portfolio of securities closely approximating the holdings of the Fund and a specified cash payment. Individual shares of the Fund may only be purchased and sold in the secondary market through a broker or dealer at a market price. You can purchase and sell individual shares of the Fund throughout the trading day like any publicly traded security. The Fund’s shares are listed on the Exchange. The price of the Fund’s shares is based on market price and because exchange-traded fund shares trade at market prices rather than NAV, shares may trade at prices greater than NAV (premium) or less than NAV (discount). When buying or selling shares of the Fund in the secondary market, you may incur costs attributable to the difference between the highest price a buyer is willing to pay to purchase shares of the Fund (bid) and the lowest price a seller is willing to accept for shares of the Fund (ask) (the “bid-ask spread”). Recent information regarding the Fund’s NAV, market price, premiums and discounts, and bid-ask spreads is available at www.6meridianfunds.com/sixs.

Tax Information

Distributions made by the Fund may be taxable as ordinary income, qualified dividend income, or long-term capital gains, unless you are investing through a tax-advantaged arrangement, such as a 401(k) plan or an IRA. In that case, you may be taxed when you take a distribution from such account, depending on the type of account, the circumstances of your distribution, and other factors.

Payments to Broker-Dealers and Other Financial Intermediaries

If you purchase shares of the Fund through a broker-dealer or other financial intermediary (such as a bank), the Adviser may pay the intermediary for the sale of Fund shares and related services. These payments may create a conflict of interest by influencing the broker-dealer or other intermediary and your salesperson to recommend the Fund over another investment. Ask your salesperson or visit your financial intermediary’s website for more information.

Fund Summary – ETC 6 Meridian Hedged Equity-Index Option Strategy ETF

Investment Objective

The ETC 6 Meridian Hedged Equity-Index Option Strategy ETF (the “Fund”) seeks to provide capital appreciation.

Fees and Expenses

This table describes the fees and expenses that you may pay if you buy, hold, and sell shares of the Fund. **You may pay other fees, such as brokerage commissions and other fees to financial intermediaries, which are not reflected in the table and Example below.**

Annual Fund Operating Expenses <i>(expenses that you pay each year as a percentage of the value of your investment)</i>	
Management Fee	0.31%
Interest Expense	0.28%
Distribution and Service (12b-1) Fees	0.00%
Other Expenses	0.14%
Total Annual Fund Operating Expenses ¹	0.73%

¹ Fees have been restated to reflect current year fees.

Example

This Example is intended to help you compare the cost of investing in the Fund with the cost of investing in other funds. The Example assumes that you invest \$10,000 in the Fund for the time periods indicated and then sell all of your shares at the end of those periods. The Example also assumes that your investment has a 5% return each year and that the Fund’s operating expenses remain the same. Although your actual costs may be higher or lower, based on these assumptions your cost would be:

1 Year	3 Years	5 Years	10 Years
\$75	\$233	\$406	\$906

Portfolio Turnover

The Fund pays transaction costs, such as commissions, when it buys and sells securities (or “turns over” its portfolio). A higher portfolio turnover rate may indicate higher transaction costs and may result in higher taxes when shares of the Fund are held in a taxable account. These costs, which are not reflected in annual fund operating expenses or in the Example above, affect the Fund’s performance. For the fiscal year ended November 30, 2024, the Fund’s portfolio turnover rate was 159% of the average value of its portfolio.

Principal Investment Strategies

The Fund is an actively managed exchange-traded fund (“ETF”) that invests in a portfolio of equity securities while selling call options against market indices or funds. Under normal circumstances, the Fund invests at least 80% of its net assets (plus the amount of any borrowings for investment purposes) in equity securities. The equity securities in which the Fund invests are mainly common stocks. The Fund may invest in equity securities of companies of any capitalization.

Madison Avenue Financial Solutions, LLC, the Fund's sub-adviser (the "Sub-Adviser"), employs a strategy pairing a portfolio of equity securities with an index call option writing overlay designed to reduce the exposure of the Fund to broad equity market risk with the goal of providing risk-adjusted returns. Pursuant to this investment strategy, the Sub-Adviser will sell (or write) call options on broad equity market indices or funds representing the basket of common stocks representing such indices. Typically, the Sub-Adviser will seek to write options on the full value of the equity portfolio. The call option writing portion of the strategy attempts to generate income in the form of the premium paid by the buyer of the option, contributing to the Fund's total return. In exchange for this income, the Fund's total return may be reduced relative to a portfolio consisting solely of equity securities in rising markets and may be enhanced relative to the same portfolio in flat or declining markets. In return for the option premium, the Fund gives the purchaser of the call option either the right to buy the security from the Fund at a specified exercise (or strike) price, or the right to receive a cash payment equal to the difference between the value of the security and the exercise price if the value is above the exercise price on or before the expiration date of the option.

The Fund will write index call options on broad-based indices. As the seller of an index call option, the Fund receives a premium from the purchaser. The purchaser of the index call option has the right to any appreciation in the value of the index over the exercise price upon the exercise of the call option or the expiration date. If, at expiration, the purchaser exercises the index option sold by the Fund, the Fund will pay the purchaser the difference between the cash value of the index and the exercise price of the index option. The premium, the exercise price and the market value of the index determine the gain or loss realized by the Fund as the seller of the index call option.

In constructing the equity portfolio, the Sub-Adviser uses quantitatively-driven methods emphasizing high quality large-capitalization securities. Securities are first ranked on a composite of several variables intended to measure profitability, growth and ability to service financing obligations. Securities ranking the lowest on this composite measure, as expressed relative to the distribution of all securities measured, are excluded from the investable universe. Securities exhibiting low momentum, as defined below, are also excluded. The remaining securities are then ranked separately on measures of multiple investment factors including beta, momentum, yield, value and quality. Beta is intended to measure the exposure of a security to broad market risk and is defined here as the co-movement of the return of a security with the return of the securities included in the investable universe scaled by the volatility of the investable universe's returns. For example, a security that has a beta of 1.0 has the same market risk as the securities in the investable universe, a security that has a beta less than 1.0 has less market risk than the securities in the investable universe, and a security that has a beta greater than 1.0 has more market risk than the securities in the investable universe. For purposes of this model, lower values for beta rank more favorably. Momentum refers to the trailing price appreciation of a security relative to the investable universe measured over the twelve-month period preceding the date of measurement. Yield is measured as the annual dividends or income paid divided by the price of the security. Value is calculated using ratios of fundamental measures of company size to the market value of that company. For purposes of this model, quality is measured as gross profitability. The securities that rank highest on a sequential percentile basis for each factor measure are included in the Fund's portfolio, at weights determined based on the number of factors for which the security ranks highly.

In addition to selling call options, the Fund also may hedge its portfolio through the use of inverse ETFs.

The Fund is non-diversified and may invest a greater percentage of its assets in a particular issuer than a diversified fund.

Principal Risks

As with all funds, a shareholder is subject to the risk that his or her investment could lose money. An investment in the Fund is not a bank deposit and is not insured or guaranteed by the FDIC or any government agency. The principal risks affecting shareholders' investments in the Fund are set forth below. Each risk summarized below is considered a "principal risk" of investing in the Fund, regardless of the order in which it appears.

Asset Class Risk. Securities and other assets in the Fund's portfolio may underperform in comparison to the general financial markets, a particular financial market or other asset classes.

Common Stock Risk. Common stock holds the lowest priority in the capital structure of a company, and, therefore, takes the largest share of the company's risk and its accompanying volatility. The value of the common stock held by the Fund may fall due to general market and economic conditions, perceptions regarding the industries in which the issuers of securities held by the Fund participate, or facts relating to specific companies in which the Fund invests.

Counterparty Risk. The Fund is subject to the risk that a counterparty to a financial instrument may default on its payment obligation to the Fund. Such a default may cause the value of an investment in the Fund to decrease. Changes in the credit rating of a debt security held by the Fund could have a similar effect.

Covered Call Option Writing Risk. By writing covered call options in return for the receipt of premiums, the Fund will give up the opportunity to benefit from potential increases in the value of the reference index above the exercise prices of such options but will continue to bear the risk of declines in the value of the reference index. The premiums received from the options may not be sufficient to offset any losses sustained from the volatility of the underlying stocks over time. In addition, the Fund's ability to sell the securities underlying the options will be limited while the options are in effect unless the Fund cancels out the option positions through the purchase of offsetting identical options prior to the expiration of the written options. Exchanges may suspend the trading of options in volatile markets. If trading is suspended, the Fund may be unable to write options at times that may be desirable or advantageous to do so.

Cybersecurity Risk. The Fund is susceptible to operational risks through breaches in cybersecurity. A breach in cybersecurity refers to both intentional and unintentional events that may cause the Fund to lose proprietary information, suffer data corruption or lose operational capacity. Such events could cause the Fund to incur regulatory penalties, reputational damage, additional compliance costs associated with corrective measures and/or financial loss. Cybersecurity breaches may involve unauthorized access to the Fund's digital information systems through "hacking" or malicious software coding but may also result from outside attacks such as denial-of-service attacks through efforts to make network services unavailable to intended users. In addition, cybersecurity breaches of the issuers of securities in which the Fund invests or the Fund's third-party service providers, such as its administrator, transfer agent, custodian, or sub-adviser, as applicable, can also subject the Fund to many of the same risks associated with direct cybersecurity breaches. Although the Fund has established risk management systems designed to reduce the risks associated with cybersecurity, there is no guarantee that such efforts will succeed, especially because the Fund does not directly control the cybersecurity systems of issuers or third-party service providers.

Dividends Risk. The Fund's investment in dividend-paying securities could cause the Fund to underperform similar funds that invest without consideration of an issuer's track record of paying dividends. Companies that issue dividend-paying securities are not required to continue to pay dividends on such securities. Therefore, there is the possibility that such companies could reduce or eliminate the payment of dividends in the future.

Early Close/Trading Halt Risk. An exchange or market may close or issue trading halts on specific securities, or the ability to buy or sell certain securities or financial instruments may be restricted, which may result in the Fund being unable to buy or sell certain securities or financial instruments. In such circumstances, the Fund may be unable to rebalance its portfolio, may be unable to accurately price its investments, and/or may incur substantial trading losses.

Equity Securities Risk. The prices of equity securities in which the Fund invests may rise and fall daily. These price movements may result from factors affecting individual issuers, industries or the stock market as a whole.

Inverse ETF Risk. Inverse ETFs are ETFs that are constructed by using various derivatives for the purpose of profiting from a decline in the value of an underlying benchmark. Investments in inverse ETFs will prevent the Fund from participating in market-wide or sector-wide gains and may not prove to be an effective hedge. An inverse ETF is designed to lose value as the underlying benchmark increases in value, a result that is opposite from traditional mutual funds, and shareholders of inverse ETFs will lose money when the value of the underlying benchmark rises. Successful use of inverse ETFs requires that the Sub-Adviser correctly predict short term market movements. During periods of increased volatility, inverse ETFs may not perform in the manner they are designed. Due to volatility and the effects of compounding, inverse ETFs can lose money even if the level of the underlying benchmark falls. Inverse ETFs may also employ leverage so that their returns are multiple times the opposite of the underlying benchmarks.

Issuer-Specific Risk. Fund performance depends on the performance of the issuers to which the Fund has exposure. Issuer-specific events, including changes in the financial condition of an issuer, can have a negative impact on the value of the Fund.

Large-Capitalization Risk. Returns on investments in securities of large companies could trail the returns on investments in securities of smaller and mid-sized companies. The securities of large-capitalization companies may also be relatively mature compared to smaller companies and therefore subject to slower growth during times of economic expansion. Large-capitalization companies may also be unable to respond quickly to new competitive challenges, such as changes in technology and consumer tastes.

Limited Authorized Participants, Market Makers and Liquidity Providers Risk. Because the Fund is an ETF, only a limited number of institutional investors (known as “Authorized Participants”) are authorized to purchase and redeem shares directly from the Fund. In addition, there may be a limited number of market makers and/or liquidity providers in the marketplace. To the extent either of the following events occurs, the risk of which is higher during periods of market stress, shares of the Fund may trade at a material discount to their net asset value (“NAV”) per share and possibly face delisting: (i) Authorized Participants exit the business or otherwise become unable to process creation and/or redemption orders and no other Authorized Participants step forward to perform these services, or (ii) market makers and/or liquidity providers exit the business or significantly reduce their business activities and no other entities step forward to perform their functions.

Low Beta Style Risk. Although subject to the risks of common stocks, low beta stocks are seen as having a lower risk profile than the overall markets. However, a portfolio comprised of low beta stocks may not produce investment exposure that has lower variability to changes in such stock’ price levels. Low beta stocks are likely to underperform the broader market during periods of rapidly rising stock prices.

Management Risk. The Fund is an actively managed ETF. The Sub-Adviser continuously evaluates the Fund’s holdings, purchases and sales with a view to achieving the Fund’s investment objective. However, the achievement of the stated investment objective cannot be guaranteed over short- or long-term market cycles. The Sub-Adviser’s judgments about the markets, the economy, or companies may not anticipate actual market movements, economic conditions, or company performance, and these judgments may affect the return on your investment. The quantitative strategy used by the Sub-Adviser may not perform as expected, particularly in volatile markets.

Market Risk. The market price of a security or instrument could decline, sometimes rapidly or unpredictably, due to general market conditions that are not specifically related to a particular company, such as real or perceived adverse economic or political conditions throughout the world, changes in the general outlook for corporate earnings, changes in interest or currency rates or adverse investor sentiment generally. Local, regional, or global events such as war, acts of terrorism, the spread of infectious illness or other public health issues, recessions, or other events could have a significant impact on the market generally and on specific securities. The market value of a security may also decline because of factors that affect a particular industry or industries, such as labor shortages or increased production costs and competitive conditions within an industry.

Models and Data Risk. The Sub-Adviser relies heavily on quantitative models as well as data and information supplied by third parties that are utilized by the models. To the extent the models do not perform as designed or as intended, the Fund’s strategy may not be successfully implemented, and the Fund may lose value. If the models or data are incorrect or incomplete, any decisions made in reliance thereon may lead to the inclusion or exclusion of securities that would have been excluded or included had the models or data been correct and complete.

Momentum Style Risk. Investing in or having exposure to securities with positive momentum entails investing in securities that have had above-average recent returns. These securities may be more volatile than a broad cross-section of securities. In addition, there may be periods during which investment performance of the Fund while using a momentum strategy may suffer.

Non-Diversification Risk. The Fund is a non-diversified investment company under the Investment Company Act of 1940 (the “1940 Act”), meaning that, as compared to a diversified fund, it can invest a greater percentage of its assets in securities issued by or representing a small number of issuers. As a result, the performance of these issuers can have a substantial impact on the Fund’s performance.

Operational Risk. The Fund and its service providers may experience disruptions that arise from human error, processing and communications errors, counterparty or third-party errors, technology or systems failures, any of which may have an adverse impact on the Fund.

Options Risk. Options give the holder of the option the right to buy (or to sell) a position in a security or in a contract to the writer of the option, at a certain price. They are subject to correlation risk because there may be an imperfect correlation between the options and the securities markets that cause a given transaction to fail to achieve its objectives. The successful use of options depends on the Sub-Adviser’s ability to correctly predict future price fluctuations and the degree of correlation between the options and securities markets. Exchanges can limit the number of positions that can be held or controlled by the Fund or the Sub-Adviser, thus limiting the ability to implement the Fund’s strategies. Options are also particularly subject to leverage risk and can be subject to liquidity risk.

Quality Stocks Risk. Stocks that demonstrate attributes of quality as determined by the Sub-Adviser’s quantitative models may experience lower than expected returns or negative returns. Many factors can affect a stock’s quality and performance and the impact of these factors on a stock is impossible to predict.

Small- and Mid-Capitalization Risk. The small- and mid-capitalization companies in which the Fund invests may be more vulnerable to adverse business or economic events than larger, more established companies, and may underperform other segments of the market or the equity market as a whole. Securities of small- and mid-capitalization companies generally trade in lower volumes, are often more vulnerable to market volatility, and are subject to greater and more unpredictable price changes than larger capitalization stocks or the stock market as a whole.

Tax Risk. The Fund’s covered call investment strategy may limit its ability to distribute dividends eligible for treatment as qualified dividend income, which for non-corporate shareholders are subject to federal income tax at rates of up to 20%. The Fund’s investment strategy may also limit its ability to distribute dividends eligible for the dividends received deduction for corporate shareholders. For these reasons, a significant portion of distributions received by Fund shareholders may be subject to tax at effective tax rates that are higher than the rates that would apply if the Fund were to engage in a different investment strategy. Covered call options may also be subject to the federal tax rules applicable to straddles under the Internal Revenue Code. In general, straddles are subject to certain rules that may affect the amount, character and timing of the Fund’s gains and losses with respect to straddle positions. You should consult your tax advisor as to the tax consequences of acquiring, owning and disposing of shares of the Fund.

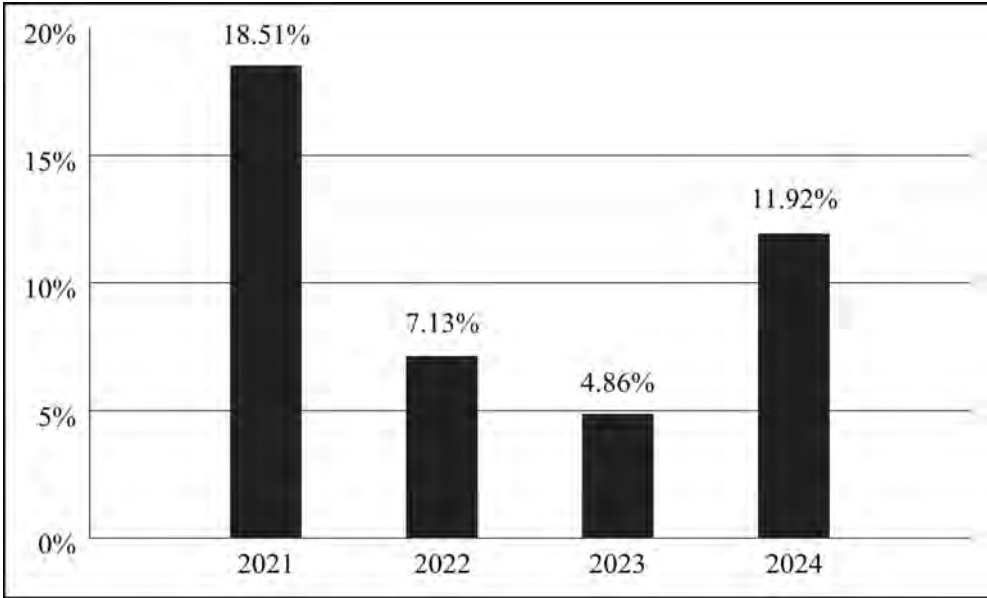
Trading Risk. Shares of the Fund may trade on the NYSE Arca, Inc. (the “Exchange”) above (premium) or below (discount) their NAV. The NAV of shares of the Fund will fluctuate with changes in the market value of the Fund’s holdings. The market prices of the Fund’s shares will fluctuate continuously throughout trading hours based on market supply and demand and may deviate significantly from the value of the Fund’s holdings, particularly in times of market stress, with the result that investors may pay more or receive less than the underlying value of the Fund shares bought or sold. When buying or selling shares in the secondary market, you may incur costs attributable to the difference between the highest price a buyer is willing to pay to purchase shares of the Fund (bid) and the lowest price a seller is willing to accept for shares of the Fund (ask), which is known as the bid-ask spread. In addition, although the Fund’s shares are currently listed on the Exchange, there can be no assurance that an active trading market for shares will develop or be maintained. Trading in Fund shares may be halted due to market conditions or for reasons that, in the view of the Exchange, make trading in shares of the Fund inadvisable. In stressed market conditions, the market for the Fund’s shares may become less liquid in response to deteriorating liquidity in the markets for the Fund’s underlying portfolio holdings. In such a circumstance, the Fund’s shares could trade at a premium or discount to their NAV.

Value Style Risk. Investing in or having exposure to “value” securities presents the risk that the securities may never reach what the Sub-Adviser believes are their full market values, either because the market fails to recognize what the Sub-Adviser considers to be the security’s true value or the Sub-Adviser misjudged that value. In addition, there may be periods during which the investment performance of the Fund while using a value strategy may suffer.

Performance Information

The following bar chart and table provide some indication of the risks of investing in the Fund by showing changes in the Fund’s performance from year to year and by showing how the Fund’s average annual returns for certain time periods compare with the average annual total returns of the S&P 500® Index, a broad-based securities market index, and of the Cboe S&P 500® BuyWrite Index. All returns assume reinvestment of dividends and distributions. The Fund’s past performance (before and after taxes) is not necessarily an indication of how the Fund will perform in the future. Updated performance information is available online at www.6meridianfunds.com/sixh or by calling toll-free 866-SIXM-ETF (749-6383).

Annual Total Returns as of 12/31



Best and Worst Quarter Returns (for the period reflected in the bar chart above)

	Return	Quarter/Year
Highest Return	16.74%	Q4/2022
Lowest Return	-4.46%	Q2/2022

Average Annual Total Returns for the Periods Ended December 31, 2024

ETC 6 Meridian Hedged Equity-Index Option Strategy ETF	1 Year	Since Inception (5-8-2020)
Return Before Taxes	11.92%	10.36%
Return After Taxes on Distributions	11.50%	9.87%
Return After Taxes on Distributions and Sale of Fund Shares	7.34%	8.13%
S&P 500 [®] Index (reflects no deduction for fees, expenses, or taxes)	25.02%	17.97%
Cboe S&P 500 [®] BuyWrite Index (reflects no deduction for fees, expenses, or taxes)	20.12%	11.99%

After-tax returns are calculated using the highest historical individual federal marginal income tax rates and do not reflect the impact of state and local taxes. Your actual after-tax returns will depend on your tax situation and may differ from those shown. After-tax returns shown are not relevant to investors who hold their shares of the Fund through tax-deferred arrangements, such as 401(k) plans or IRAs. In some cases, the return after taxes may exceed the return before taxes due to an assumed tax benefit from any losses on a sale of shares of the Fund at the end of the measurement period.

Investment Advisers

Exchange Traded Concepts, LLC serves as the investment adviser to the Fund. Madison Avenue Financial Solutions, LLC (doing business as 6 Meridian) serves as the sub-adviser to the Fund.

Portfolio Managers

Andrew Mies, Founder/Partner and Chief Investment Officer of the Sub-Adviser, has served as a portfolio manager of the Fund since its inception in 2020.

Ammie Weidner, Partner – Director of Trading and Operations of the Sub-Adviser, has served as a portfolio manager of the Fund since its inception in 2020.

Jason Mayers, Senior Associate, Investment Management of the Sub-Adviser, has served as a portfolio manager of the Fund since 2022.

Andrew Serowik, Portfolio Manager of the Adviser, has served as a portfolio manager of the Fund since its inception in 2020.

Todd Alberico, Portfolio Manager of the Adviser, has served as a portfolio manager of the Fund since 2021.

Gabriel Tan, Portfolio Manager of the Adviser, has served as a portfolio manager of the Fund since 2021.

Brian Cooper, Portfolio Manager of the Adviser, has served as a portfolio manager of the Fund since 2022.

Purchase and Sale of Fund Shares

The Fund issues shares to, and redeems shares from, certain institutional investors known as “Authorized Participants” (typically market makers or other broker-dealers) only in large blocks of shares known as “Creation Units.” Creation Unit transactions for the Fund generally are conducted in exchange for the deposit or delivery of a portfolio of securities closely approximating the holdings of the Fund and a specified cash payment. Individual shares of the Fund may only be purchased and sold in the secondary market through a broker or dealer at a market price. You can purchase and sell individual shares of the Fund throughout the trading day like any publicly traded security. The Fund’s shares are listed on the Exchange. The price of the Fund’s shares is based on market price and because exchange-traded fund shares trade at market prices rather than NAV, shares may trade at prices greater than NAV (premium) or less than NAV (discount). When buying or selling shares of the Fund in the secondary market, you may incur costs attributable to the difference between the highest price a buyer is willing to pay to purchase shares of the Fund (bid) and the lowest price a seller is willing to accept for shares of the Fund (ask) (the “bid-ask spread”). Recent information regarding the Fund’s NAV, market price, premiums and discounts, and bid-ask spreads is available at www.6meridianfunds.com/sixh.

Tax Information

Distributions made by the Fund may be taxable as ordinary income, qualified dividend income, or long-term capital gains, unless you are investing through a tax-advantaged arrangement, such as a 401(k) plan or an IRA. In that case, you may be taxed when you take a distribution from such account, depending on the type of account, the circumstances of your distribution, and other factors.

Payments to Broker-Dealers and Other Financial Intermediaries

If you purchase shares of the Fund through a broker-dealer or other financial intermediary (such as a bank), the Adviser may pay the intermediary for the sale of Fund shares and related services. These payments may create a conflict of interest by influencing the broker-dealer or other intermediary and your salesperson to recommend the Fund over another investment. Ask your salesperson or visit your financial intermediary’s website for more information.

Fund Summary – ETC 6 Meridian Quality Growth ETF

Investment Objective

The ETC 6 Meridian Quality Growth ETF (the “Fund”) seeks capital appreciation.

Fees and Expenses

This table describes the fees and expenses that you may pay if you buy, hold, and sell shares of the Fund. **You may pay other fees, such as brokerage commissions and other fees to financial intermediaries, which are not reflected in the table and Example below.**

Annual Fund Operating Expenses <i>(expenses that you pay each year as a percentage of the value of your investment)</i>	
Management Fee	0.31%
Distribution and Service (12b-1) Fees	0.00%
Other Expenses	0.39%
Total Annual Fund Operating Expenses ¹	0.70%

¹ Fees have been restated to reflect current year fees.

Example

This Example is intended to help you compare the cost of investing in the Fund with the cost of investing in other funds. The Example assumes that you invest \$10,000 in the Fund for the time periods indicated and then sell all of your shares at the end of those periods. The Example also assumes that your investment has a 5% return each year and that the Fund’s operating expenses remain the same (after taking into account the fee waiver for the first year of each period). Although your actual costs may be higher or lower, based on these assumptions your cost would be:

1 Year	3 Years	5 Years	10 Years
\$72	\$224	\$390	\$871

Portfolio Turnover

The Fund pays transaction costs, such as commissions, when it buys and sells securities (or “turns over” its portfolio). A higher portfolio turnover rate may indicate higher transaction costs and may result in higher taxes when shares of the Fund are held in a taxable account. These costs, which are not reflected in annual fund operating expenses or in the Example above, affect the Fund’s performance. For the fiscal year ended November 30, 2024, the Fund’s portfolio turnover rate was 74% of the average value of its portfolio.

Principal Investment Strategies

The Fund is an actively managed exchange-traded fund (“ETF”) that seeks to achieve its investment objective primarily by investing in equity securities. The Fund invests mainly in common stocks and may invest in the securities of companies of any capitalization.

In selecting investments for the Fund, Madison Avenue Financial Solutions, LLC, the Fund's sub-adviser (the "Sub-Adviser"), uses a quantitatively-driven strategy designed to emphasize securities of companies that exhibit high quality and growth characteristics relative to their peers. Quality is defined as high and improving profitability, low leverage and low default probability, and low net equity and debt issuance relative to dividends and net buybacks. From an initial universe consisting of companies in the broad U.S. equity market, the Sub-Adviser excludes micro-cap companies (*i.e.*, companies with a market capitalization of less than \$500 million) and securities of companies that exhibit poor liquidity and momentum characteristics. Liquidity is measured as average dollar volume traded relative to the average shares outstanding, where the highest values are least favorable. Momentum is measured as the trailing 12-month price return excluding the most recent month, where the lowest values are least favorable. The Sub-Adviser ranks the remaining securities based on a composite of several quality-focused variables intended to measure profitability, growth, and ability to service financing obligations, and securities ranking the highest on this composite measure are considered for inclusion in the Fund. The Fund's holdings are market cap weighted with a maximum individual weight for each holding of 5% at the time of purchase.

While investing in a particular market sector is not a strategy of the Fund, its portfolio may be significantly invested in one or more sectors as a result of the security selection decisions made pursuant to its strategy. Currently, the Fund expects to invest a significant portion of its assets in the securities of companies in the Information Technology Sector, although this may change from time to time.

The Fund is non-diversified and may invest a greater percentage of its assets in a particular issuer than a diversified fund.

Principal Risks

As with all funds, a shareholder is subject to the risk that his or her investment could lose money. An investment in the Fund is not a bank deposit and is not insured or guaranteed by the FDIC or any government agency. The principal risks affecting shareholders' investments in the Fund are set forth below. Each risk summarized below is considered a "principal risk" of investing in the Fund, regardless of the order in which it appears.

Common Stock Risk. Common stock holds the lowest priority in the capital structure of a company, and, therefore, takes the largest share of the company's risk and its accompanying volatility. The value of the common stock held by the Fund may fall due to general market and economic conditions, perceptions regarding the industries in which the issuers of securities held by the Fund participate, or facts relating to specific companies in which the Fund invests.

Cybersecurity Risk. The Fund is susceptible to operational risks through breaches in cybersecurity. A breach in cybersecurity refers to both intentional and unintentional events that may cause the Fund to lose proprietary information, suffer data corruption or lose operational capacity. Such events could cause the Fund to incur regulatory penalties, reputational damage, additional compliance costs associated with corrective measures and/or financial loss. Cybersecurity breaches may involve unauthorized access to the Fund's digital information systems through "hacking" or malicious software coding but may also result from outside attacks such as denial-of-service attacks through efforts to make network services unavailable to intended users. In addition, cybersecurity breaches of the issuers of securities in which the Fund invests or the Fund's third-party service providers, such as its administrator, transfer agent, custodian, or sub-adviser, as applicable, can also subject the Fund to many of the same risks associated with direct cybersecurity breaches. Although the Fund has established risk management systems designed to reduce the risks associated with cybersecurity, there is no guarantee that such efforts will succeed, especially because the Fund does not directly control the cybersecurity systems of issuers or third-party service providers.

Quality Stocks Risk. Stocks that demonstrate attributes of quality may experience lower than expected returns or negative returns. Many factors can affect a stock's quality and performance and the impact of these factors on a stock is impossible to predict.

Growth Investing Risk. Growth stocks can be volatile. Growth companies usually invest a high portion of earnings in their businesses and may lack the dividends of value stocks that can cushion stock prices in a falling market. The prices of growth stocks are based largely on projections of the issuer's future earnings and revenues. If a company's earnings or revenues fall short of expectations, its stock price may fall dramatically. Growth stocks may also be more expensive relative to their earnings or assets compared to value or other stocks.

Equity Securities Risk. The prices of equity securities in which the Fund invests may rise and fall daily. These price movements may result from factors affecting individual issuers, industries or the stock market as a whole.

Non-Diversification Risk. The Fund is a non-diversified investment company under the Investment Company Act of 1940 (the "1940 Act"), meaning that, as compared to a diversified fund, it can invest a greater percentage of its assets in securities issued by or representing a small number of issuers. As a result, the performance of these issuers can have a substantial impact on the Fund's performance.

Sector Focus Risk. The Fund may invest a significant portion of its assets in one or more sectors and thus will be more susceptible to the risks affecting those sectors. While the Fund's sector exposure is expected to vary over time, the Fund anticipates that it may be subject to some or all of the risks described below. The list below is not a comprehensive list of the sectors to which the Fund may have exposure over time and should not be relied on as such.

Information Technology Sector Risk. The Fund is subject to the risk that market or economic factors impacting technology companies and companies that rely heavily on technology advances could have a major effect on the value of the Fund's investments. The value of stocks of technology companies and companies that rely heavily on technology is particularly vulnerable to rapid changes in technology product cycles, rapid product obsolescence, the loss of patent, copyright and trademark protections, government regulation and competition, both domestically and internationally, including competition from foreign competitors with lower production costs. Information technology companies may also be smaller and less experienced companies, with limited product lines, markets or financial resources and fewer experienced management or marketing personnel. Information technology company stocks, especially those which are Internet related, have experienced extreme price and volume fluctuations that are often unrelated to their operating performance.

Early Close/Trading Halt Risk. An exchange or market may close or issue trading halts on specific securities, or the ability to buy or sell certain securities or financial instruments may be restricted, which may result in the Fund being unable to buy or sell certain securities or financial instruments. In such circumstances, the Fund may be unable to rebalance its portfolio, may be unable to accurately price its investments and/or may incur substantial trading losses.

Issuer-Specific Risk. Fund performance depends on the performance of the issuers to which the Fund has exposure. Issuer-specific events, including changes in the financial condition of an issuer, can have a negative impact on the value of the Fund.

Large-Capitalization Risk. The Fund's performance may be adversely affected if securities of large-capitalization companies underperform securities of smaller-capitalization companies or the market as a whole. The securities of large-capitalization companies may be relatively mature compared to smaller companies and therefore subject to slower growth during times of economic expansion.

Limited Authorized Participants, Market Makers and Liquidity Providers Risk. Because the Fund is an ETF, only a limited number of institutional investors (known as "Authorized Participants") are authorized to purchase and redeem shares directly from the Fund. In addition, there may be a limited number of market makers and/or liquidity providers in the marketplace. To the extent either of the following events occurs, the risk of which is higher during periods of market stress, shares of the Fund may trade at a material discount to their net asset value ("NAV") per share and possibly face delisting: (i) Authorized Participants exit the business or otherwise become unable to process creation and/or redemption orders and no other Authorized Participants step forward to perform these services, or (ii) market makers and/or liquidity providers exit the business or significantly reduce their business activities and no other entities step forward to perform their functions.

Management Risk. The Fund is an actively managed ETF. The Sub-Adviser continuously evaluates the Fund's holdings, purchases and sales with a view to achieving the Fund's investment objective. However, the achievement of the stated investment objective cannot be guaranteed over short- or long-term market cycles. The Sub-Adviser's judgments about the markets, the economy, or companies may not anticipate actual market movements, economic conditions, or company performance, and these judgments may affect the return on your investment. The quantitative strategy used by the Sub-Adviser may not perform as expected, particularly in volatile markets.

Market Risk. The market price of a security or instrument could decline, sometimes rapidly or unpredictably, due to general market conditions that are not specifically related to a particular company, such as real or perceived adverse economic or political conditions throughout the world, changes in the general outlook for corporate earnings, changes in interest or currency rates or adverse investor sentiment generally. Local, regional, or global events such as war, acts of terrorism, the spread of infectious illness or other public health issues, recessions, or other events could have a significant impact on the market generally and on specific securities. The market value of a security may also decline because of factors that affect a particular industry or industries, such as labor shortages or increased production costs and competitive conditions within an industry.

Models and Data Risk. The Sub-Adviser relies heavily on quantitative models as well as data and information supplied by third parties that are utilized by the models. To the extent the models do not perform as designed or as intended, the Fund's strategy may not be successfully implemented, and the Fund may lose value. If the models or data are incorrect or incomplete, any decisions made in reliance thereon may lead to the inclusion or exclusion of securities that would have been excluded or included had the models or data been correct and complete.

Operational Risk. The Fund and its service providers may experience disruptions that arise from human error, processing and communications errors, counterparty or third-party errors, technology or systems failures, any of which may have an adverse impact on the Fund.

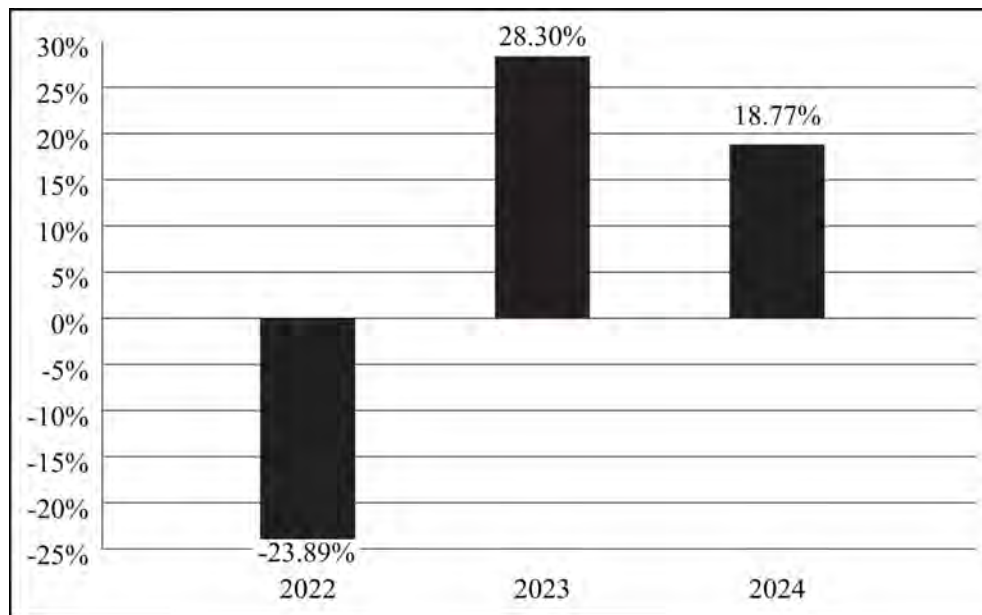
Small- and Mid-Capitalization Risk. The small- and mid-capitalization companies in which the Fund invests may be more vulnerable to adverse business or economic events than larger, more established companies, and may underperform other segments of the market or the equity market as a whole. Securities of small- and mid-capitalization companies generally trade in lower volumes, are often more vulnerable to market volatility, and are subject to greater and more unpredictable price changes than larger capitalization stocks or the stock market as a whole.

Trading Risk. Shares of the Fund may trade on the NYSE Arca, Inc. (the "Exchange") above (premium) or below (discount) their NAV. The NAV of shares of the Fund will fluctuate with changes in the market value of the Fund's holdings. The market prices of the Fund's shares will fluctuate continuously throughout trading hours based on market supply and demand and may deviate significantly from the value of the Fund's holdings, particularly in times of market stress, with the result that investors may pay more or receive less than the underlying value of the Fund shares bought or sold. When buying or selling shares in the secondary market, you may incur costs attributable to the difference between the highest price a buyer is willing to pay to purchase shares of a Fund (bid) and the lowest price a seller is willing to accept for shares of the Fund (ask), which is known as the bid-ask spread. In addition, although the Fund's shares are currently listed on the Exchange, there can be no assurance that an active trading market for shares will develop or be maintained. Trading in Fund shares may be halted due to market conditions or for reasons that, in the view of the Exchange, make trading in shares of the Fund inadvisable. In stressed market conditions, the market for the Fund's shares may become less liquid in response to deteriorating liquidity in the markets for the Fund's underlying portfolio holdings. In such a circumstance, the Fund's shares could trade at a premium or discount to their NAV.

Performance Information

The following bar chart and table provide some indication of the risks of investing in the Fund by showing changes in the Fund's performance from year to year and by showing how the Fund's average annual returns for certain time periods compare with the average annual total returns of the S&P 500[®] Index, a broad-based market index, and Russell 1000[®] Growth Index. All returns assume reinvestment of dividends and distributions. The Fund's past performance (before and after taxes) is not necessarily an indication of how the Fund will perform in the future. Updated performance information is available online at www.6meridianfunds.com/sxqg or by calling toll-free 866-SIXM-ETF (749-6383).

Annual Total Returns as of 12/31



Best and Worst Quarter Returns (for the period reflected in the bar chart above)

	Return	Quarter/Year
Highest Return	13.00%	Q4/2023
Lowest Return	-17.46%	Q2/2022

Average Annual Total Returns for the Periods Ended December 31, 2024

ETC 6 Meridian Quality Growth ETF	1 Year	Since Inception (5-10-2021)
Return Before Taxes	18.77%	7.51%
Return After Taxes on Distributions	18.77%	7.50%
Return After Taxes on Distributions and Sale of Fund Shares	11.11%	5.84%
S&P 500® Index (reflects no deduction for fees, expenses, or taxes)	25.02%	11.45%
Russell 1000® Growth Index (reflects no deduction for fees, expenses, or taxes)	33.36%	14.64%

After-tax returns are calculated using the highest historical individual federal marginal income tax rates and do not reflect the impact of state and local taxes. Your actual after-tax returns will depend on your tax situation and may differ from those shown. After-tax returns shown are not relevant to investors who hold their shares of the Fund through tax-deferred arrangements, such as 401(k) plans or IRAs. In some cases, the return after taxes may exceed the return before taxes due to an assumed tax benefit from any losses on a sale of shares of the Fund at the end of the measurement period.

Investment Advisers

Exchange Traded Concepts, LLC serves as the investment adviser to the Fund. Madison Avenue Financial Solutions, LLC (doing business as 6 Meridian) serves as the sub-adviser to the Fund.

Portfolio Managers

Andrew Mies, Founder/Partner and Chief Investment Officer of the Sub-Adviser, has served as a portfolio manager of the Fund since its inception in 2021.

Ammie Weidner, Partner – Director of Trading and Operations of the Sub-Adviser, has served as a portfolio manager of the Fund since its inception in 2021.

Jason Mayers, Senior Associate, Investment Management of the Sub-Adviser, has served as a portfolio manager of the Fund since 2022.

Andrew Serowik, Portfolio Manager of the Adviser, has served as a portfolio manager of the Fund since its inception in 2021.

Todd Alberico, Portfolio Manager of the Adviser, has served as a portfolio manager of the Fund since its inception in 2021.

Gabriel Tan, Portfolio Manager of the Adviser, has served as a portfolio manager of the Fund since its inception in 2021.

Brian Cooper, Portfolio Manager of the Adviser, has served as a portfolio manager of the Fund since 2022.

Purchase and Sale of Fund Shares

The Fund issues shares to, and redeems shares from, certain institutional investors known as “Authorized Participants” (typically market makers or other broker-dealers) only in large blocks of shares known as “Creation Units.” Creation Unit transactions for the Fund generally are conducted in exchange for the deposit or delivery of a portfolio of securities closely approximating the holdings of the Fund and a specified cash payment. Individual shares of the Fund may only be purchased and sold in the secondary market through a broker or dealer at a market price. You can purchase and sell individual shares of the Fund throughout the trading day like any publicly traded security. The Fund’s shares are listed on the Exchange. The price of the Fund’s shares is based on market price and because exchange-traded fund shares trade at market prices rather than NAV, shares may trade at prices greater than NAV (premium) or less than NAV (discount). When buying or selling shares of the Fund in the secondary market, you may incur costs attributable to the difference between the highest price a buyer is willing to pay to purchase shares of the Fund (bid) and the lowest price a seller is willing to accept for shares of the Fund (ask) (the “bid-ask spread”). Recent information regarding the Fund’s NAV, market price, premiums and discounts, and bid-ask spreads is available at www.6meridianfunds.com/sxqg.

Tax Information

Distributions made by the Fund may be taxable as ordinary income, qualified dividend income, or long-term capital gains, unless you are investing through a tax-advantaged arrangement, such as a 401(k) plan or an IRA. In that case, you may be taxed when you take a distribution from such account, depending on the type of account, the circumstances of your distribution, and other factors.

Payments to Broker-Dealers and Other Financial Intermediaries

If you purchase shares of the Fund through a broker-dealer or other financial intermediary (such as a bank), the Adviser may pay the intermediary for the sale of Fund shares and related services. These payments may create a conflict of interest by influencing the broker-dealer or other intermediary and your salesperson to recommend the Fund over another investment. Ask your salesperson or visit your financial intermediary’s website for more information.

Fund Summary – ETC 6 Meridian Quality Dividend Yield ETF

Investment Objective

The ETC 6 Meridian Quality Dividend Yield ETF (the “Fund”) primarily seeks dividend income and, secondarily, capital appreciation.

Fees and Expenses

This table describes the fees and expenses that you may pay if you buy, hold, and sell shares of the Fund. **You may pay other fees, such as brokerage commissions and other fees to financial intermediaries, which are not reflected in the table and Example below.**

Annual Fund Operating Expenses <i>(expenses that you pay each year as a percentage of the value of your investment)</i>	
Management Fee	0.31%
Distribution and Service (12b-1) Fees	0.00%
Other Expenses ¹	0.39%
Total Annual Fund Operating Expenses	0.70%

¹ Based on estimated amounts for the current fiscal year.

Example

This Example is intended to help you compare the cost of investing in the Fund with the cost of investing in other funds. The Example assumes that you invest \$10,000 in the Fund for the time periods indicated and then sell all of your shares at the end of those periods. The Example also assumes that your investment has a 5% return each year and that the Fund’s operating expenses remain the same. Although your actual costs may be higher or lower, based on these assumptions your cost would be:

1 Year	3 Years
\$72	\$224

Portfolio Turnover

The Fund pays transaction costs, such as commissions, when it buys and sells securities (or “turns over” its portfolio). A higher portfolio turnover rate may indicate higher transaction costs and may result in higher taxes when shares of the Fund are held in a taxable account. These costs, which are not reflected in annual fund operating expenses or in the Example above, affect the Fund’s performance. Because the Fund had not yet commenced operations as of the date of this Prospectus, it does not have a portfolio turnover rate to provide.

Principal Investment Strategies

The Fund is an actively managed exchange-traded fund (“ETF”) that seeks to achieve its investment objective primarily by investing in equity securities. The Fund invests mainly in common stocks and may invest in the securities of companies of any capitalization. Under normal circumstances, the Fund will invest at least 80% of its net assets, plus the amount of any borrowings for investment purposes, in dividend paying securities. The Fund also may invest in real estate investment trusts (“REITs”).

In selecting investments for the Fund, Madison Avenue Financial Solutions, LLC, the Fund's sub-adviser (the "Sub-Adviser"), uses a quantitatively-driven strategy designed to emphasize securities of companies that exhibit high quality characteristics relative to their peers. Quality is defined as high and improving profitability, low leverage and low default probability, and low net equity and debt issuance relative to dividends and net buybacks. From an initial universe consisting of companies in the broad U.S. equity market, the Sub-Adviser excludes micro-cap companies (*i.e.*, companies with a market capitalization of less than \$500 million) and securities of companies that exhibit poor liquidity and momentum characteristics. Liquidity is measured as average dollar volume traded relative to the average shares outstanding, where the highest values are least favorable. Momentum is measured as the trailing 12-month price return excluding the most recent month, where the lowest values are least favorable. The Sub-Adviser ranks the remaining securities based on a composite of several quality-focused variables intended to measure profitability, growth and ability to service financing obligations, and securities ranking the highest on this composite measure are then sorted based on dividend yield (measured as the annual dividends or income paid divided by the price of the security). The securities with the highest yields are included in the Fund's portfolio. The Fund's portfolio is equally weighted with sector-level weights adjusted such that no sector represents more than 25% of the portfolio at time of purchase. The portfolio is adjusted on a semi-annual basis to the target weights.

While investing in a particular market sector is not a strategy of the Fund, its portfolio may be significantly invested in one or more sectors as a result of the security selection decisions made pursuant to its strategy. Currently, the Fund does not expect to invest a significant portion of its assets in the securities of companies in a particular sector, but that may change from time to time.

The Fund is non-diversified and may invest a greater percentage of its assets in a particular issuer than a diversified fund.

Principal Risks

As with all funds, a shareholder is subject to the risk that his or her investment could lose money. An investment in the Fund is not a bank deposit and is not insured or guaranteed by the FDIC or any government agency. The principal risks affecting shareholders' investments in the Fund are set forth below. Each risk summarized below is considered a "principal risk" of investing in the Fund, regardless of the order in which it appears.

Common Stock Risk. Common stock holds the lowest priority in the capital structure of a company, and, therefore, takes the largest share of the company's risk and its accompanying volatility. The value of the common stock held by the Fund may fall due to general market and economic conditions, perceptions regarding the industries in which the issuers of securities held by the Fund participate, or facts relating to specific companies in which the Fund invests.

Cybersecurity Risk. The Fund is susceptible to operational risks through breaches in cybersecurity. A breach in cybersecurity refers to both intentional and unintentional events that may cause the Fund to lose proprietary information, suffer data corruption or lose operational capacity. Such events could cause the Fund to incur regulatory penalties, reputational damage, additional compliance costs associated with corrective measures and/or financial loss. Cybersecurity breaches may involve unauthorized access to the Fund's digital information systems through "hacking" or malicious software coding but may also result from outside attacks such as denial-of-service attacks through efforts to make network services unavailable to intended users. In addition, cybersecurity breaches of the issuers of securities in which the Fund invests or the Fund's third-party service providers, such as its administrator, transfer agent, custodian, or sub-adviser, as applicable, can also subject the Fund to many of the same risks associated with direct cybersecurity breaches. Although the Fund has established risk management systems designed to reduce the risks associated with cybersecurity, there is no guarantee that such efforts will succeed, especially because the Fund does not directly control the cybersecurity systems of issuers or third-party service providers.

Quality Stocks Risk. Stocks that demonstrate attributes of quality may experience lower than expected returns or negative returns. Many factors can affect a stock's quality and performance and the impact of these factors on a stock is impossible to predict.

Dividends Risk. The Fund's investment in dividend-paying securities could cause the Fund to underperform similar funds that invest without consideration of an issuer's track record of paying dividends. Companies that issue dividend-paying securities are not required to continue to pay dividends on such securities. Therefore, there is the possibility that such companies could reduce or eliminate the payment of dividends in the future.

Equity Securities Risk. The prices of equity securities in which the Fund invests may rise and fall daily. These price movements may result from factors affecting individual issuers, industries or the stock market as a whole.

Non-Diversification Risk. The Fund is a non-diversified investment company under the Investment Company Act of 1940 (the "1940 Act"), meaning that, as compared to a diversified fund, it can invest a greater percentage of its assets in securities issued by or representing a small number of issuers. As a result, the performance of these issuers can have a substantial impact on the Fund's performance.

Sector Focus Risk. While the Fund's sector exposure is expected to vary over time, the Fund may invest a significant portion of its assets in one or more sectors and thus will be more susceptible to the risks affecting those sectors.

Early Close/Trading Halt Risk. An exchange or market may close or issue trading halts on specific securities, or the ability to buy or sell certain securities or financial instruments may be restricted, which may result in the Fund being unable to buy or sell certain securities or financial instruments. In such circumstances, the Fund may be unable to rebalance its portfolio, may be unable to accurately price its investments and/or may incur substantial trading losses.

Issuer-Specific Risk. Fund performance depends on the performance of the issuers to which the Fund has exposure. Issuer-specific events, including changes in the financial condition of an issuer, can have a negative impact on the value of the Fund.

Large-Capitalization Risk. The Fund's performance may be adversely affected if securities of large-capitalization companies underperform securities of smaller-capitalization companies or the market as a whole. The securities of large-capitalization companies may be relatively mature compared to smaller companies and therefore subject to slower growth during times of economic expansion.

Limited Authorized Participants, Market Makers and Liquidity Providers Risk. Because the Fund is an ETF, only a limited number of institutional investors (known as “Authorized Participants”) are authorized to purchase and redeem shares directly from the Fund. In addition, there may be a limited number of market makers and/or liquidity providers in the marketplace. To the extent either of the following events occurs, the risk of which is higher during periods of market stress, shares of the Fund may trade at a material discount to their net asset value (“NAV”) per share and possibly face delisting: (i) Authorized Participants exit the business or otherwise become unable to process creation and/or redemption orders and no other Authorized Participants step forward to perform these services, or (ii) market makers and/or liquidity providers exit the business or significantly reduce their business activities and no other entities step forward to perform their functions.

Management Risk. The Fund is an actively managed ETF. The Sub-Adviser continuously evaluates the Fund’s holdings, purchases and sales with a view to achieving the Fund’s investment objective. However, the achievement of the stated investment objective cannot be guaranteed over short- or long-term market cycles. The Sub-Adviser’s judgments about the markets, the economy, or companies may not anticipate actual market movements, economic conditions, or company performance, and these judgments may affect the return on your investment. The quantitative strategy used by the Sub-Adviser may not perform as expected, particularly in volatile markets.

Market Risk. The market price of a security or instrument could decline, sometimes rapidly or unpredictably, due to general market conditions that are not specifically related to a particular company, such as real or perceived adverse economic or political conditions throughout the world, changes in the general outlook for corporate earnings, changes in interest or currency rates or adverse investor sentiment generally. Local, regional, or global events such as war, acts of terrorism, the spread of infectious illness or other public health issues, recessions, or other events could have a significant impact on the market generally and on specific securities. The market value of a security may also decline because of factors that affect a particular industry or industries, such as labor shortages or increased production costs and competitive conditions within an industry.

Models and Data Risk. The Sub-Adviser relies heavily on quantitative models as well as data and information supplied by third parties that are utilized by the models. To the extent the models do not perform as designed or as intended, the Fund’s strategy may not be successfully implemented and the Fund may lose value. If the models or data are incorrect or incomplete, any decisions made in reliance thereon may lead to the inclusion or exclusion of securities that would have been excluded or included had the models or data been correct and complete.

New/Smaller Fund Risk. A new or smaller fund is subject to the risk that its performance may not represent how the fund is expected to or may perform in the long term. In addition, new funds have limited operating histories for investors to evaluate and new and smaller funds may not attract sufficient assets to achieve investment and trading efficiencies. There can be no assurance that the Fund will achieve an economically viable size, in which case it could ultimately liquidate. The Fund may be liquidated by the Board of Trustees (the “Board”) without a shareholder vote. In a liquidation, shareholders of the Fund will receive an amount equal to the Fund’s NAV, after deducting the costs of liquidation, including the transaction costs of disposing of the Fund’s portfolio investments. Receipt of a liquidation distribution may have negative tax consequences for shareholders. Additionally, during the Fund’s liquidation all or a portion of the Fund’s portfolio may be invested in a manner not consistent with its investment objective and investment policies.

Operational Risk. The Fund and its service providers may experience disruptions that arise from human error, processing and communications errors, counterparty or third-party errors, technology or systems failures, any of which may have an adverse impact on the Fund.

REIT Risk. Adverse economic, business or political developments affecting real estate could have a major effect on the value of the Fund's investments in REITs. Investing in REITs may subject the Fund to risks associated with the direct ownership of real estate, such as decreases in real estate values, overbuilding, increased competition and other risks related to local or general economic conditions, increases in operating costs and property taxes, changes in zoning laws, casualty or condemnation losses, possible environmental liabilities, regulatory limitations on rent and fluctuations in rental income. In addition, U.S. REITs are subject to the possibility of failing to qualify for the favorable U.S. federal income tax treatment generally available to them under the Internal Revenue Code of 1986 (the "Internal Revenue Code") and failing to maintain exemption from the registration requirements of the 1940 Act.

Small- and Mid-Capitalization Risk. The small- and mid-capitalization companies in which the Fund invests may be more vulnerable to adverse business or economic events than larger, more established companies, and may underperform other segments of the market or the equity market as a whole. Securities of small- and mid-capitalization companies generally trade in lower volumes, are often more vulnerable to market volatility, and are subject to greater and more unpredictable price changes than larger capitalization stocks or the stock market as a whole.

Trading Risk. Shares of the Fund may trade on the NYSE Arca, Inc. (the "Exchange") above (premium) or below (discount) their NAV. The NAV of shares of the Fund will fluctuate with changes in the market value of the Fund's holdings. The market prices of the Fund's shares will fluctuate continuously throughout trading hours based on market supply and demand and may deviate significantly from the value of the Fund's holdings, particularly in times of market stress, with the result that investors may pay more or receive less than the underlying value of the Fund shares bought or sold. When buying or selling shares in the secondary market, you may incur costs attributable to the difference between the highest price a buyer is willing to pay to purchase shares of the Fund (bid) and the lowest price a seller is willing to accept for shares of the Fund (ask), which is known as the bid-ask spread. In addition, although the Fund's shares are currently listed on the Exchange, there can be no assurance that an active trading market for shares will develop or be maintained. Trading in Fund shares may be halted due to market conditions or for reasons that, in the view of the Exchange, make trading in shares of the Fund inadvisable. In stressed market conditions, the market for the Fund's shares may become less liquid in response to deteriorating liquidity in the markets for the Fund's underlying portfolio holdings. In such a circumstance, the Fund's shares could trade at a premium or discount to their NAV.

Performance Information

The Fund has not commenced operations as of the date of this Prospectus. Performance information will be available in the Prospectus after the Fund has been in operation for one full calendar year. When provided, the information will provide some indication of the risks of investing in the Fund by showing how the Fund's average annual returns compare with a broad measure of market performance. As always, please note that the Fund's past performance (before and after taxes) does not necessarily indicate how the Fund will perform in the future. Updated performance will be available at www.6meridianfunds.com.

Investment Advisers

Exchange Traded Concepts, LLC serves as the investment adviser to the Fund. Madison Avenue Financial Solutions, LLC (doing business as 6 Meridian) serves as the sub-adviser to the Fund.

Portfolio Managers

Andrew Mies, Founder/Partner and Chief Investment Officer of the Sub-Adviser, has served as a portfolio manager of the Fund since its inception in 2021.

Ammie Weidner, Partner – Director of Trading and Operations of the Sub-Adviser, has served as a portfolio manager of the Fund since its inception in 2021.

Jason Mayers, Senior Associate, Investment Management of the Sub-Adviser, has served as a portfolio manager of the Fund since 2022.

Andrew Serowik, Portfolio Manager of the Adviser, has served as a portfolio manager of the Fund since its inception in 2021.

Todd Alberico, Portfolio Manager of the Adviser, has served as a portfolio manager of the Fund since its inception in 2021.

Gabriel Tan, Portfolio Manager of the Adviser, has served as a portfolio manager of the Fund since its inception in 2021.

Brian Cooper, Portfolio Manager of the Adviser, has served as a portfolio manager of the Fund since 2022.

Purchase and Sale of Fund Shares

The Fund issues shares to, and redeems shares from, certain institutional investors known as “Authorized Participants” (typically market makers or other broker-dealers) only in large blocks of shares known as “Creation Units.” Creation Unit transactions for the Fund generally are conducted in exchange for the deposit or delivery of a portfolio of securities closely approximating the holdings of the Fund and a specified cash payment. Individual shares of the Fund may only be purchased and sold in the secondary market through a broker or dealer at a market price. You can purchase and sell individual shares of the Fund throughout the trading day like any publicly traded security. The Fund’s shares are listed on the Exchange. The price of the Fund’s shares is based on market price and because exchange-traded fund shares trade at market prices rather than NAV, shares may trade at prices greater than NAV (premium) or less than NAV (discount). When buying or selling shares of the Fund in the secondary market, you may incur costs attributable to the difference between the highest price a buyer is willing to pay to purchase shares of the Fund (bid) and the lowest price a seller is willing to accept for shares of the Fund (ask) (the “bid-ask spread”). Recent information regarding the Fund’s NAV, market price, premiums and discounts, and bid-ask spreads is available at www.6meridianfunds.com.

Tax Information

Distributions made by the Fund may be taxable as ordinary income, qualified dividend income, or long-term capital gains, unless you are investing through a tax-advantaged arrangement, such as a 401(k) plan or an IRA. In that case, you may be taxed when you take a distribution from such account, depending on the type of account, the circumstances of your distribution, and other factors.

Payments to Broker-Dealers and Other Financial Intermediaries

If you purchase shares of the Fund through a broker-dealer or other financial intermediary (such as a bank), the Adviser may pay the intermediary for the sale of Fund shares and related services. These payments may create a conflict of interest by influencing the broker-dealer or other intermediary and your salesperson to recommend the Fund over another investment. Ask your salesperson or visit your financial intermediary's website for more information.

Fund Summary – ETC 6 Meridian Quality Value ETF

Investment Objective

The ETC 6 Meridian Quality Value ETF (the “Fund”) seeks capital appreciation.

Fees and Expenses

This table describes the fees and expenses that you may pay if you buy, hold, and sell shares of the Fund. **You may pay other fees, such as brokerage commissions and other fees to financial intermediaries, which are not reflected in the table and Example below.**

Annual Fund Operating Expenses <i>(expenses that you pay each year as a percentage of the value of your investment)</i>	
Management Fee	0.31%
Distribution and Service (12b-1) Fees	0.00%
Other Expenses ¹	0.39%
Total Annual Fund Operating Expenses	0.70%

¹ Based on estimated amounts for the current fiscal year.

Example

This Example is intended to help you compare the cost of investing in the Fund with the cost of investing in other funds. The Example assumes that you invest \$10,000 in the Fund for the time periods indicated and then sell all of your shares at the end of those periods. The Example also assumes that your investment has a 5% return each year and that the Fund’s operating expenses remain the same. Although your actual costs may be higher or lower, based on these assumptions your cost would be:

1 Year	3 Years
\$72	\$224

Portfolio Turnover

The Fund pays transaction costs, such as commissions, when it buys and sells securities (or “turns over” its portfolio). A higher portfolio turnover rate may indicate higher transaction costs and may result in higher taxes when shares of the Fund are held in a taxable account. These costs, which are not reflected in annual fund operating expenses or in the Example above, affect the Fund’s performance. Because the Fund had not yet commenced operations as of the date of this Prospectus, it does not have a portfolio turnover rate to provide.

Principal Investment Strategies

The Fund is an actively managed exchange-traded fund (“ETF”) that seeks to achieve its investment objective primarily by investing in equity securities. The Fund invests mainly in common stocks and may invest in the securities of companies of any capitalization.

In selecting investments for the Fund, Madison Avenue Financial Solutions, LLC, the Fund's sub-adviser (the "Sub-Adviser"), uses a quantitatively-driven strategy designed to emphasize securities of companies that exhibit high quality characteristics relative to their peers. Quality is defined as high and improving profitability, low leverage and low default probability, and low net equity and debt issuance relative to dividends and net buybacks. From an initial universe consisting of companies in the broad U.S. equity market, the Sub-Adviser excludes micro-cap companies (*i.e.*, companies with a market capitalization of less than \$500 million) and securities of companies that exhibit poor liquidity and momentum characteristics. Liquidity is measured as average dollar volume traded relative to the average shares outstanding, where the highest values are least favorable. Momentum is measured as the trailing 12-month price return excluding the most recent month, where the lowest values are least favorable. The Sub-Adviser ranks the remaining securities based on a composite of several quality-focused variables intended to measure profitability, growth, and ability to service financing obligations, and securities ranking the highest on this composite measure are then sorted based on a composite value score that considers multiple measures of earnings-based and cash-based fundamental value relative to price. Those ranking highest on the composite value score are included in the Fund. The Fund's holdings are market cap weighted with a maximum individual weight for each holding of 5% at the time of purchase.

While investing in a particular market sector is not a strategy of the Fund, its portfolio may be significantly invested in one or more sectors as a result of the security selection decisions made pursuant to its strategy. Currently, the Fund does not expect to invest a significant portion of its assets in the securities of companies in a particular sector, but that may change from time to time.

The Fund is non-diversified and may invest a greater percentage of its assets in a particular issuer than a diversified fund.

Principal Risks

As with all funds, a shareholder is subject to the risk that his or her investment could lose money. An investment in the Fund is not a bank deposit and is not insured or guaranteed by the FDIC or any government agency. The principal risks affecting shareholders' investments in the Fund are set forth below. Each risk summarized below is considered a "principal risk" of investing in the Fund, regardless of the order in which it appears.

Common Stock Risk. Common stock holds the lowest priority in the capital structure of a company, and, therefore, takes the largest share of the company's risk and its accompanying volatility. The value of the common stock held by the Fund may fall due to general market and economic conditions, perceptions regarding the industries in which the issuers of securities held by the Fund participate, or facts relating to specific companies in which the Fund invests.

Cybersecurity Risk. The Fund is susceptible to operational risks through breaches in cybersecurity. A breach in cybersecurity refers to both intentional and unintentional events that may cause the Fund to lose proprietary information, suffer data corruption or lose operational capacity. Such events could cause the Fund to incur regulatory penalties, reputational damage, additional compliance costs associated with corrective measures and/or financial loss. Cybersecurity breaches may involve unauthorized access to the Fund's digital information systems through "hacking" or malicious software coding but may also result from outside attacks such as denial-of-service attacks through efforts to make network services unavailable to intended users. In addition, cybersecurity breaches of the issuers of securities in which the Fund invests or the Fund's third-party service providers, such as its administrator, transfer agent, custodian, or sub-adviser, as applicable, can also subject the Fund to many of the same risks associated with direct cybersecurity breaches. Although the Fund has established risk management systems designed to reduce the risks associated with cybersecurity, there is no guarantee that such efforts will succeed, especially because the Fund does not directly control the cybersecurity systems of issuers or third-party service providers.

Quality Stocks Risk. Stocks that demonstrate attributes of quality may experience lower than expected returns or negative returns. Many factors can affect a stock's quality and performance and the impact of these factors on a stock is impossible to predict.

Value Style Risk. Investing in or having exposure to "value" securities presents the risk that the securities may never reach what are considered by the Sub-Adviser to be their full market values, either because the market fails to recognize what the methodology considers to be the security's true value or the methodology misjudged that value. In addition, there may be periods during which the investment performance of the Fund while using a value strategy may suffer.

Equity Securities Risk. The prices of equity securities in which the Fund invests may rise and fall daily. These price movements may result from factors affecting individual issuers, industries or the stock market as a whole.

Non-Diversification Risk. The Fund is a non-diversified investment company under the Investment Company Act of 1940 (the "1940 Act"), meaning that, as compared to a diversified fund, it can invest a greater percentage of its assets in securities issued by or representing a small number of issuers. As a result, the performance of these issuers can have a substantial impact on the Fund's performance.

Sector Focus Risk. While the Fund's sector exposure is expected to vary over time, the Fund may invest a significant portion of its assets in one or more sectors and thus will be more susceptible to the risks affecting those sectors.

Early Close/Trading Halt Risk. An exchange or market may close or issue trading halts on specific securities, or the ability to buy or sell certain securities or financial instruments may be restricted, which may result in the Fund being unable to buy or sell certain securities or financial instruments. In such circumstances, the Fund may be unable to rebalance its portfolio, may be unable to accurately price its investments and/or may incur substantial trading losses.

Issuer-Specific Risk. Fund performance depends on the performance of the issuers to which the Fund has exposure. Issuer-specific events, including changes in the financial condition of an issuer, can have a negative impact on the value of the Fund.

Large-Capitalization Risk. The Fund's performance may be adversely affected if securities of large-capitalization companies underperform securities of smaller-capitalization companies or the market as a whole. The securities of large-capitalization companies may be relatively mature compared to smaller companies and therefore subject to slower growth during times of economic expansion.

Limited Authorized Participants, Market Makers and Liquidity Providers Risk. Because the Fund is an ETF, only a limited number of institutional investors (known as “Authorized Participants”) are authorized to purchase and redeem shares directly from the Fund. In addition, there may be a limited number of market makers and/or liquidity providers in the marketplace. To the extent either of the following events occurs, the risk of which is higher during periods of market stress, shares of the Fund may trade at a material discount to their net asset value (“NAV”) per share and possibly face delisting: (i) Authorized Participants exit the business or otherwise become unable to process creation and/or redemption orders and no other Authorized Participants step forward to perform these services, or (ii) market makers and/or liquidity providers exit the business or significantly reduce their business activities and no other entities step forward to perform their functions.

Management Risk. The Fund is an actively managed ETF. The Sub-Adviser continuously evaluates the Fund’s holdings, purchases and sales with a view to achieving the Fund’s investment objective. However, the achievement of the stated investment objective cannot be guaranteed over short- or long-term market cycles. The Sub-Adviser’s judgments about the markets, the economy, or companies may not anticipate actual market movements, economic conditions, or company performance, and these judgments may affect the return on your investment. The quantitative strategy used by the Sub-Adviser may not perform as expected, particularly in volatile markets.

Market Risk. The market price of a security or instrument could decline, sometimes rapidly or unpredictably, due to general market conditions that are not specifically related to a particular company, such as real or perceived adverse economic or political conditions throughout the world, changes in the general outlook for corporate earnings, changes in interest or currency rates or adverse investor sentiment generally. Local, regional, or global events such as war, acts of terrorism, the spread of infectious illness or other public health issues, recessions, or other events could have a significant impact on the market generally and on specific securities. The market value of a security may also decline because of factors that affect a particular industry or industries, such as labor shortages or increased production costs and competitive conditions within an industry.

Models and Data Risk. The Sub-Adviser relies heavily on quantitative models as well as data and information supplied by third parties that are utilized by the models. To the extent the models do not perform as designed or as intended, the Fund’s strategy may not be successfully implemented and the Fund may lose value. If the models or data are incorrect or incomplete, any decisions made in reliance thereon may lead to the inclusion or exclusion of securities that would have been excluded or included had the models or data been correct and complete.

New/Smaller Fund Risk. A new or smaller fund is subject to the risk that its performance may not represent how the fund is expected to or may perform in the long term. In addition, new funds have limited operating histories for investors to evaluate and new and smaller funds may not attract sufficient assets to achieve investment and trading efficiencies. There can be no assurance that the Fund will achieve an economically viable size, in which case it could ultimately liquidate. The Fund may be liquidated by the Board of Trustees (the “Board”) without a shareholder vote. In a liquidation, shareholders of the Fund will receive an amount equal to the Fund’s NAV, after deducting the costs of liquidation, including the transaction costs of disposing of the Fund’s portfolio investments. Receipt of a liquidation distribution may have negative tax consequences for shareholders. Additionally, during the Fund’s liquidation all or a portion of the Fund’s portfolio may be invested in a manner not consistent with its investment objective and investment policies.

Operational Risk. The Fund and its service providers may experience disruptions that arise from human error, processing and communications errors, counterparty or third-party errors, technology or systems failures, any of which may have an adverse impact on the Fund.

Small- and Mid-Capitalization Risk. The small- and mid-capitalization companies in which the Fund invests may be more vulnerable to adverse business or economic events than larger, more established companies, and may underperform other segments of the market or the equity market as a whole. Securities of small- and mid-capitalization companies generally trade in lower volumes, are often more vulnerable to market volatility, and are subject to greater and more unpredictable price changes than larger capitalization stocks or the stock market as a whole.

Trading Risk. Shares of the Fund may trade on the NYSE Arca, Inc. (the “Exchange”) above (premium) or below (discount) their NAV. The NAV of shares of the Fund will fluctuate with changes in the market value of the Fund’s holdings. The market prices of the Fund’s shares will fluctuate continuously throughout trading hours based on market supply and demand and may deviate significantly from the value of the Fund’s holdings, particularly in times of market stress, with the result that investors may pay more or receive less than the underlying value of the Fund shares bought or sold. When buying or selling shares in the secondary market, you may incur costs attributable to the difference between the highest price a buyer is willing to pay to purchase shares of the Fund (bid) and the lowest price a seller is willing to accept for shares of the Fund (ask), which is known as the bid-ask spread. In addition, although the Fund’s shares are currently listed on the Exchange, there can be no assurance that an active trading market for shares will develop or be maintained. Trading in Fund shares may be halted due to market conditions or for reasons that, in the view of the Exchange, make trading in shares of the Fund inadvisable. In stressed market conditions, the market for the Fund’s shares may become less liquid in response to deteriorating liquidity in the markets for the Fund’s underlying portfolio holdings. In such a circumstance, the Fund’s shares could trade at a premium or discount to their NAV.

Performance Information

The Fund has not commenced operations as of the date of this Prospectus. Performance information will be available in the Prospectus after the Fund has been in operation for one full calendar year. When provided, the information will provide some indication of the risks of investing in the Fund by showing how the Fund’s average annual returns compare with a broad measure of market performance. As always, please note that the Fund’s past performance (before and after taxes) does not necessarily indicate how the Fund will perform in the future. Updated performance will be available at www.6meridianfunds.com.

Investment Advisers

Exchange Traded Concepts, LLC serves as the investment adviser to the Fund. Madison Avenue Financial Solutions, LLC (doing business as 6 Meridian) serves as the sub-adviser to the Fund.

Portfolio Managers

Andrew Mies, Founder/Partner and Chief Investment Officer of the Sub-Adviser, has served as a portfolio manager of the Fund since its inception in 2021.

Ammie Weidner, Partner – Director of Trading and Operations of the Sub-Adviser, has served as a portfolio manager of the Fund since its inception in 2021.

Jason Mayers, Senior Associate, Investment Management of the Sub-Adviser, has served as a portfolio manager of the Fund since 2022.

Andrew Serowik, Portfolio Manager of the Adviser, has served as a portfolio manager of the Fund since its inception in 2021.

Todd Alberico, Portfolio Manager of the Adviser, has served as a portfolio manager of the Fund since its inception in 2021.

Gabriel Tan, Portfolio Manager of the Adviser, has served as a portfolio manager of the Fund since its inception in 2021.

Brian Cooper, Portfolio Manager of the Adviser, has served as a portfolio manager of the Fund since 2022.

Purchase and Sale of Fund Shares

The Fund issues shares to, and redeems shares from, certain institutional investors known as “Authorized Participants” (typically market makers or other broker-dealers) only in large blocks of shares known as “Creation Units.” Creation Unit transactions for the Fund generally are conducted in exchange for the deposit or delivery of a portfolio of securities closely approximating the holdings of the Fund and a specified cash payment. Individual shares of the Fund may only be purchased and sold in the secondary market through a broker or dealer at a market price. You can purchase and sell individual shares of the Fund throughout the trading day like any publicly traded security. The Fund’s shares are listed on the Exchange. The price of the Fund’s shares is based on market price and because exchange-traded fund shares trade at market prices rather than NAV, shares may trade at prices greater than NAV (premium) or less than NAV (discount). When buying or selling shares of the Fund in the secondary market, you may incur costs attributable to the difference between the highest price a buyer is willing to pay to purchase shares of the Fund (bid) and the lowest price a seller is willing to accept for shares of the Fund (ask) (the “bid-ask spread”). Recent information regarding the Fund’s NAV, market price, premiums and discounts, and bid-ask spreads is available at www.6meridianfunds.com.

Tax Information

Distributions made by the Fund may be taxable as ordinary income, qualified dividend income, or long-term capital gains, unless you are investing through a tax-advantaged arrangement, such as a 401(k) plan or an IRA. In that case, you may be taxed when you take a distribution from such account, depending on the type of account, the circumstances of your distribution, and other factors.

Payments to Broker-Dealers and Other Financial Intermediaries

If you purchase shares of the Fund through a broker-dealer or other financial intermediary (such as a bank), the Adviser may pay the intermediary for the sale of Fund shares and related services. These payments may create a conflict of interest by influencing the broker-dealer or other intermediary and your salesperson to recommend the Fund over another investment. Ask your salesperson or visit your financial intermediary’s website for more information.

Additional Principal Investment Strategies Information

Each Fund is an actively managed ETF and uses an active investment strategy to seek to meet its investment objective. Each Fund's investment objective is a non-fundamental investment policy and may be changed without shareholder approval. The 80% investment policy for each of the Low Beta ETF, Mega Cap ETF, Small Cap ETF, Hedged Equity ETF and Quality Dividend Yield ETF is also non-fundamental and may be changed without shareholder approval upon 60 days' notice to shareholders.

Each Fund may lend portfolio securities to certain creditworthy borrowers. Securities lending involves exposure to certain risks, including operational risk (*i.e.*, the risk of losses resulting from problems in the settlement and accounting process), "gap" risk (*i.e.*, the risk of a mismatch between the return on cash collateral reinvestments and the fees a Fund has agreed to pay a borrower), and credit, legal, counterparty and market risk. In the event a borrower does not return a Fund's securities as agreed, the Fund may experience losses if the proceeds received from liquidating the collateral do not at least equal the value of the loaned security at the time the collateral is liquidated plus the transaction costs incurred in purchasing replacement securities.

In response to actual or perceived adverse market, economic, political, or other conditions, each Fund may (but will not necessarily), without notice, depart from its principal investment strategies by temporarily investing for defensive purposes. Temporary defensive positions may include, but are not limited to, cash, cash equivalents, U.S. government securities, repurchase agreements collateralized by such securities, money market funds, and high-quality debt investments. If a Fund invests for defensive purposes, it may not achieve its investment objective. In addition, the defensive strategy may not work as intended.

Additional Principal Risk Information

The following section provides additional information regarding the principal risks of the Funds. Risk information is applicable to each Fund unless otherwise noted.

Asset Class Risk (Low Beta ETF, Small Cap ETF, Mega Cap ETF and Hedged Equity ETF only). Securities or other assets in a Fund's portfolio may underperform in comparison to the general financial markets, a particular financial market or other asset classes. This may cause a Fund to underperform other investment vehicles that invest in different asset classes.

Common Stock Risk. Common stock holds the lowest priority in the capital structure of a company, and therefore takes the largest share of the company's risk and its accompanying volatility. Holders of common stocks incur more risk than holders of preferred stocks and debt obligations because common stockholders, as owners of the issuer, generally have inferior rights to receive payments from the issuer in comparison with the rights of creditors or holders of debt obligations or preferred stocks. Further, unlike debt securities, which typically have a stated principal amount payable at maturity (whose value, however, is subject to market fluctuations prior thereto), or preferred stocks, which typically have a liquidation preference and which may have stated optional or mandatory redemption provisions, common stocks have neither a fixed principal amount nor a maturity. An adverse event, such as an unfavorable earnings report, may depress the value of a particular common stock. Also, prices of common stocks are susceptible to general stock market fluctuations and economic conditions and to volatile increases and decreases in value as market confidence and perceptions change. These investor perceptions are based on various and unpredictable factors, including expectations regarding government, economic, monetary and fiscal policies; inflation and interest rates; economic expansion or contraction; and global or regional political, economic or banking crises.

Counterparty Risk (Hedged Equity ETF only). The Fund will be subject to credit risk (*i.e.*, the risk that a counterparty is unwilling or unable to make timely payments to meet its contractual obligations) with respect to the amount the Fund expects to receive from counterparties to financial instruments entered into by the Fund. The Fund may be negatively impacted if a counterparty becomes bankrupt or otherwise fails to perform its obligations. Such a default may cause the value of an investment in the Fund to decrease.

Covered Call Option Writing Risk (Hedged Equity ETF only). By writing covered call options in return for the receipt of premiums, the Fund will give up the opportunity to benefit from potential increases in the value of the reference index above the exercise prices of such options but will continue to bear the risk of declines in the value of the reference index. The premiums received from the options may not be sufficient to offset any losses sustained from the volatility of the underlying stocks over time. In addition, the Fund's ability to sell the securities underlying the options will be limited while the options are in effect unless the Fund cancels out the option positions through the purchase of offsetting identical options prior to the expiration of the written options. Exchanges may suspend the trading of options in volatile markets. If trading is suspended, the Fund may be unable to write options at times that may be desirable or advantageous to do so.

Cybersecurity Risk. The Fund is susceptible to operational risks through breaches in cybersecurity. A breach in cybersecurity refers to both intentional and unintentional events that may cause the Fund to lose proprietary information, suffer data corruption or lose operational capacity. Such events could cause the Fund to incur regulatory penalties, reputational damage, additional compliance costs associated with corrective measures and/or financial loss. Cybersecurity breaches may involve unauthorized access to the Fund's digital information systems through "hacking" or malicious software coding but may also result from outside attacks such as denial-of-service attacks through efforts to make network services unavailable to intended users. In addition, cybersecurity breaches of the issuers of securities in which the Fund invests or the Fund's third-party service providers, such as its administrator, transfer agent, custodian, or sub-adviser, as applicable, can also subject the Fund to many of the same risks associated with direct cybersecurity breaches. Although the Fund has established risk management systems designed to reduce the risks associated with cybersecurity, there is no guarantee that such efforts will succeed, especially because the Fund does not directly control the cybersecurity systems of issuers or third-party service providers.

Dividends Risk (Mega Cap ETF, Hedged Equity ETF and Quality Dividend Yield ETF only). A Fund's investment in dividend-paying securities could cause the Fund to underperform similar funds that invest without consideration of an issuer's track record of paying dividends. Companies that issue dividend-paying securities are not required to continue to pay dividends on such securities. Therefore, there is the possibility that such companies could reduce or eliminate the payment of dividends in the future.

Early Close/Trading Halt Risk. An exchange or market may close early or issue trading halts on specific securities or financial instruments. The ability to trade certain securities or financial instruments may be restricted, which may disrupt the Fund's creation and redemption process, potentially affect the price at which the Fund's shares trade in the secondary market, and/or result in the Fund being unable to trade certain securities or financial instruments. In these circumstances, the Fund may be unable to rebalance its portfolio, may be unable to accurately price its investments, and/or may incur substantial trading losses.

Equity Securities Risk. The prices of equity securities in which a Fund invests may rise and fall daily. These price movements may result from factors affecting individual companies, industries or the securities market as a whole. Individual companies may report better than expected results or be positively affected by industry and/or economic trends and developments. The prices of securities issued by such companies may increase in response. In addition, the equity market tends to move in cycles, which may cause stock prices to rise over short or extended periods of time.

Growth Investing Risk (Quality Growth ETF only). Growth investing focuses on a company's prospects for growth of revenue and earnings. If a company's earnings or revenues fall short of expectations, its stock price may fall dramatically. Growth stocks also can perform differently from the market as a whole and other types of stocks and can be more volatile than other types of stocks. Since growth companies usually invest a high portion of earnings in their businesses, they may lack the dividends of value stocks that can cushion stock prices in a falling market. Growth stocks may also be more expensive relative to their earnings or assets compared to value or other stocks.

Inverse ETF Risk (Hedged Equity ETF only). Inverse ETFs are ETFs that are constructed by using various derivatives for the purpose of profiting from a decline in the value of an underlying benchmark. Investments in inverse ETFs will prevent the Fund from participating in market-wide or sector-wide gains and may not prove to be an effective hedge. An inverse ETF is designed to lose value as the underlying benchmark increases in value, a result that is opposite from traditional mutual funds, and shareholders of inverse ETFs will lose money when the value of the underlying benchmark rises. Successful use of inverse ETFs requires that the Sub-Adviser correctly predict short term market movements. During periods of increased volatility, inverse ETFs may not perform in the manner they are designed. Due to volatility and the effects of compounding, inverse ETFs can lose money even if the level of the underlying benchmark falls. Inverse ETFs may also employ leverage so that their returns are multiple times the opposite of the underlying benchmarks.

Issuer-Specific Risk. Changes in the financial condition of an issuer or counterparty, changes in specific economic or political conditions that affect a particular type of security or issuer, and changes in general economic or political conditions can affect a security's or instrument's value. The value of securities of smaller, less well-known issuers can be more volatile than that of larger issuers. Issuer-specific events can have a negative impact on the value of a Fund.

Large-Capitalization Risk (Low Beta ETF, Mega Cap ETF, Hedged Equity ETF, Quality Growth ETF, Quality Dividend Yield ETF, Quality Value ETF only). Investments in large capitalization companies may go in and out of favor based on market and economic conditions and may underperform other market segments. Some large capitalization companies may be unable to respond quickly to new competitive challenges, such as changes in technology and consumer tastes, and may not be able to attain the high growth rate of successful smaller companies, especially during extended periods of economic expansion. As such, returns on investments in stocks of large capitalization companies could trail the returns on investments in stocks of small and mid-capitalization companies.

Limited Authorized Participants, Market Makers and Liquidity Providers Risk. Only an Authorized Participant may engage in creation or redemption transactions directly with the Fund. The Fund has a limited number of financial institutions that may act as Authorized Participants. In addition, there may be a limited number of market makers and/or liquidity providers in the marketplace. Particularly in times of market stress, Authorized Participants, market makers, or liquidity providers may exit the business, reduce their business activities, or otherwise become unable to process creation and/or redemption orders, and there is a possibility that no other entities will step forward to perform these services. This may result in a significantly diminished trading market for the Fund's shares, differences between the market price of the Fund's shares and the underlying value of those shares and delisting of the shares.

Low Beta Style Risk (Low Beta ETF, Small Cap ETF, Mega Cap ETF and Hedged Equity ETF only). Although subject to the risks of common stocks, low beta stocks are seen as having a lower risk profile than the overall markets. However, a portfolio comprised of low beta stocks may not produce investment exposure that has lower variability to changes in such stock's price levels. Low beta stocks are likely to underperform the broader market during periods of rapidly rising stock prices.

Management Risk. Each Fund is actively-managed and may not meet its investment objective based on the Sub-Adviser's success or failure to implement investment strategies for the Fund. While each Fund's investment program was designed with a view to achieving a Fund's investment objective, there can be no assurance or guarantee that a Fund will achieve its stated investment objective over short- or long-term market cycles. Various legislative, regulatory, or tax restrictions, policies or developments may affect the success of a Fund's investment program and investment techniques utilized by a Fund.

Market Risk. An investment in a Fund involves risks similar to those of investing in any fund, such as market fluctuations caused by such factors as economic and political developments, changes in interest rates and perceived trends in securities prices. Local, regional, or global events such as war, acts of terrorism, the spread of infectious illness or other public health issues, recessions, or other events could have a significant impact on the market generally and on specific securities. For example, since December 2019, a novel strain of coronavirus has spread globally, which has resulted in the temporary closure of many corporate offices, retail stores, manufacturing facilities and factories, and other businesses across the world. As the extent of the impact on global markets from the coronavirus pandemic is difficult to predict, the extent to which the pandemic may negatively affect the Fund's performance or the duration of any potential business disruption is uncertain. Any potential impact on performance will depend to a large extent on future developments and new information that may emerge regarding the duration and severity of the pandemic and the actions taken by authorities and other entities to contain the pandemic or treat its impact.

The values of the securities in which a Fund invests could decline generally or could underperform other investments. Different types of securities tend to go through cycles of out-performance and under-performance in comparison to the general securities markets. In addition, securities may decline in value due to factors affecting a specific issuer, market or securities markets generally. During a general market downturn, multiple asset classes may be negatively affected. Changes in market conditions and interest rates generally do not have the same impact on all types of securities and instruments.

Russia's military invasion of Ukraine in February 2022, the resulting responses by the United States and other countries, and the potential for wider conflict could increase volatility and uncertainty in the financial markets and adversely affect regional and global economies. The United States and other countries have imposed broad-ranging economic sanctions on Russia, certain Russian individuals, banking entities and corporations, and Belarus as a response to Russia's invasion of Ukraine and may impose sanctions on other countries that provide military or economic support to Russia. The extent and duration of Russia's military actions and the repercussions of such actions (including any retaliatory actions or countermeasures that may be taken by those subject to sanctions, including cyber attacks) are impossible to predict, but could result in significant market disruptions, including in certain industries or sectors, such as the oil and natural gas markets, and may negatively affect global supply chains, inflation and global growth. These and any related events could significantly impact the Funds' performance and the value of an investment in a Fund, even if the Funds do not have direct exposure to Russian issuers or issuers in other countries affected by the invasion.

Models and Data Risk. The Sub-Adviser relies heavily on quantitative models as well as data and information supplied by third parties that are utilized by such models. To the extent the models do not perform as designed or as intended, a Fund's strategy may not be successfully implemented and the Fund may lose value. If the models or data are incorrect or incomplete, any decisions made in reliance thereon may lead to the inclusion or exclusion of securities that would have been excluded or included had the models or data been correct and complete. The use of predictive models has inherent risks. For example, such models may incorrectly forecast future behavior, leading to potential losses. In addition, in unforeseen or certain low-probability scenarios (often involving a market disruption of some kind), such models may produce unexpected results, which can result in losses for a Fund. Furthermore, because predictive models are usually constructed based on historical data supplied by third parties, the success of relying on such models may depend heavily on the accuracy and reliability of the supplied historical data.

Momentum Style Risk (Mega Cap ETF and Hedged Equity ETF only). Investing in or having exposure to securities with positive momentum entails investing in securities that have had above-average recent returns. These securities may be more volatile than a broad cross-section of securities. Returns on securities that have previously exhibited momentum may be less than returns on other styles of investing or the overall stock market. Momentum can turn quickly and cause significant variation from other types of investments, and stocks that previously exhibited high momentum may not experience continued positive momentum. In addition, there may be periods when the momentum style is out of favor, and during which the investment performance of a Fund using a momentum strategy may suffer.

New/Smaller Fund Risk (Quality Dividend Yield ETF and Quality Value ETF only). A new or smaller fund's performance may not represent how the fund is expected to or may perform in the long term if and when it becomes larger and has fully implemented its investment strategies. Investment positions may have a disproportionate impact (negative or positive) on performance in new and smaller funds. New and smaller funds may also require a period of time before they are fully invested in securities that meet their investment objectives and policies and achieve a representative portfolio composition. Fund performance may be lower or higher during this "ramp-up" period, and may also be more volatile, than would be the case after the fund is fully invested. Similarly, a new or smaller fund's investment strategy may require a longer period of time to show returns that are representative of the strategy. New funds have limited performance histories for investors to evaluate and new and smaller funds may not attract sufficient assets to achieve investment and trading efficiencies. If a new or smaller fund were to fail to successfully implement its investment strategies or achieve its investment objective, performance may be negatively impacted. Further, when a fund's size is small, the fund may experience low trading volumes and wide bid/ask spreads. In addition, the fund may face the risk of being delisted if the fund does not meet certain conditions of the listing exchange. If a fund were to be required to delist from the listing exchange, the value of the fund may rapidly decline and performance may be negatively impacted. There can be no assurance that a Fund will achieve an economically viable size. Any of the foregoing may result in a Fund being liquidated. A Fund may be liquidated by the Board without a shareholder vote. In a liquidation, shareholders of a Fund will receive an amount equal to such Fund's NAV, after deducting the costs of liquidation, including the transaction costs of disposing of the Fund's portfolio investments. Receipt of a liquidation distribution may have negative tax consequences for shareholders. Additionally, during a Fund's liquidation all or a portion of such Fund's portfolio may be invested in a manner not consistent with its investment objective and investment policies.

Non-Diversification Risk (Mega Cap ETF, Hedged Equity ETF, Quality Growth ETF, Quality Value ETF and Quality Dividend Yield ETF only). As a non-diversified investment company under the 1940 Act, the Fund may hold a smaller number of portfolio securities than many other funds and may be more sensitive to any single economic, business, political or regulatory occurrence than a diversified fund. To the extent the Fund invests in a relatively small number of issuers, a decline in the market value of a particular security held by the Fund may affect its value more than if it invested in a larger number of issuers. The value of the Fund's shares may be more volatile than the values of shares of more diversified funds.

Operational Risk. Your ability to transact in shares of the Funds or the valuation of your investment may be negatively impacted because of the operational risks arising from factors such as processing errors and human errors, inadequate or failed internal or external processes, failures in systems and technology, changes in personnel, and errors caused by third party service providers or trading counterparties. Although the Fund attempts to minimize such failures through controls and oversight, it is not possible to identify all of the operational risks that may affect the Fund or to develop processes and controls that completely eliminate or mitigate the occurrence of such failures. The Fund and its shareholders could be negatively impacted as a result.

Options Risk (Hedged Equity ETF only). Options or options on futures contracts give the holder of the option the right to buy (or to sell) a position in a security or in a contract to the writer of the option, at a certain price. They are subject to correlation risk because there may be an imperfect correlation between the options and the securities markets that cause a given transaction to fail to achieve its objectives. The successful use of options depends on the Sub-Adviser's ability to correctly predict future price fluctuations and the degree of correlation between the options and securities markets. Exchanges can limit the number of positions that can be held or controlled by the Fund or the Sub-Adviser, thus limiting the ability to implement the Fund's strategies. Options are also particularly subject to leverage risk and can be subject to liquidity risk.

Quality Stocks Risk. Stocks that demonstrate attributes of quality as determined by the Sub-Adviser's quantitative models may experience lower than expected returns or negative returns. Many factors can affect a stock's quality and performance and the impact of these factors on a stock is impossible to predict. There is no guarantee that the past performance of these stocks will continue. Companies that issue these stocks may experience lower than expected profitability or may experience negative growth, as well as increased leverage, resulting in lower than expected or negative returns to fund shareholders. Many factors can affect a stock's quality and performance, and the impact of these factors on a stock or its price can be difficult to predict.

REIT Risk (Low Beta ETF, Small Cap ETF and Quality Dividend Yield ETF only). Adverse economic, business or political developments affecting real estate could have a major effect on the value of the Fund's investments in REITs. Investing in REITs may subject the Fund to risks associated with the direct ownership of real estate, such as decreases in real estate values, overbuilding, increased competition and other risks related to local or general economic conditions, increases in operating costs and property taxes, changes in zoning laws, casualty or condemnation losses, possible environmental liabilities, regulatory limitations on rent and fluctuations in rental income. Changes in interest rates may also affect the value of a Fund's investment in REITs. Certain REITs have a relatively small market capitalization, which may tend to increase the volatility of the market price of these securities. REITs are dependent upon specialized management skills, have limited diversification and are, therefore, subject to risks inherent in operating and financing a limited number of projects. REITs are also subject to heavy cash flow dependency and defaults by borrowers. In addition, U.S. REITs are subject to the possibility of failing to qualify for the favorable U.S. federal income tax treatment generally available to them under the Internal Revenue Code and failing to maintain exemption from the registration requirements of the 1940 Act.

Sector Focus Risk (Quality Growth ETF, Quality Dividend Yield ETF and Quality Value ETF only). Each Fund may invest a significant portion of its assets in one or more sectors and thus will be more susceptible to the risks affecting those sectors. While each Fund's sector exposure is expected to vary over time, each Fund anticipates that it may be subject to some or all of the risks described below. The list below is not a comprehensive list of the sectors to which the Funds may have exposure over time and should not be relied on as such.

Information Technology Sector Risk (Quality Growth ETF only). The Fund is subject to the risk that market or economic factors impacting technology companies and companies that rely heavily on technology advances could have a major effect on the value of the Fund's investments. The value of stocks of technology companies and companies that rely heavily on technology is particularly vulnerable to rapid changes in technology product cycles, rapid product obsolescence, the loss of patent, copyright and trademark protections, government regulation and competition, both domestically and internationally, including competition from foreign competitors with lower production costs. Technology companies and companies that rely heavily on technology, especially those of smaller, less-seasoned companies, tend to be more volatile than the overall market. Technology companies are heavily dependent on patent and intellectual property rights, the loss or impairment of which may adversely affect profitability. Additionally, companies in the Information Technology Sector may face dramatic and often unpredictable changes in growth rates and competition for the services of qualified personnel.

Small- and Mid-Capitalization Risk (Low Beta ETF, Small Cap ETF, Hedged Equity ETF, Quality Value ETF, Quality Growth ETF and Quality Dividend Yield ETF only). The small- and mid-capitalization companies in which a Fund invests may be more vulnerable to adverse business or economic events than larger, more established companies, and may underperform other segments of the market or the equity market as a whole. Securities of small- and mid-capitalization companies generally trade in lower volumes, are often more vulnerable to market volatility, and are subject to greater and more unpredictable price changes than larger capitalization stocks or the stock market as a whole. Some small- and mid-capitalization companies have limited product lines, markets, financial resources, and management personnel and tend to concentrate on fewer geographical markets relative to large-capitalization companies. Also, there is typically less publicly available information concerning smaller-capitalization companies than for larger, more established companies. Small-capitalization companies also may be particularly sensitive to changes in interest rates, government regulation, borrowing costs and earnings.

Tax Risk (Hedged Equity ETF only). The writing of call options by the Fund may significantly reduce or eliminate its ability to make distributions eligible to be treated as qualified dividend income. Covered call options may also be subject to the federal tax rules applicable to straddles under the Internal Revenue Code. If positions held by the Fund were treated as “straddles” for federal income tax purposes, or the Fund’s risk of loss with respect to a position was otherwise diminished as set forth in Treasury regulations, dividends on stocks that are a part of such positions would not constitute qualified dividend income subject to such favorable income tax treatment. In addition, generally, straddles are subject to certain rules that may affect the amount, character and timing of the Fund’s gains and losses with respect to straddle positions by requiring, among other things, that: (1) any loss realized on disposition of one position of a straddle may not be recognized to the extent that the Fund has unrealized gains with respect to the other position in such straddle; (2) the Fund’s holding period in straddle positions may be suspended while the straddle exists (possibly resulting in a gain being treated as short-term capital gain rather than long-term capital gain); (3) the losses recognized with respect to certain straddle positions that are part of a mixed straddle and that are not subject to Internal Revenue Code Section 1256 may be treated as 60% long-term and 40% short-term capital loss; (4) losses recognized with respect to certain straddle positions that would otherwise constitute short-term capital losses may be treated as long-term capital losses; and (5) the deduction of interest and carrying charges attributable to certain straddle positions may be deferred.

Trading Risk. Although each Fund’s shares are listed for trading on the Exchange, there can be no assurance that an active trading market for a Fund’s shares will develop or be maintained. Secondary market trading in a Fund’s shares may be halted by the Exchange because of market conditions or for other reasons. In addition, trading in a Fund’s shares is subject to trading halts caused by extraordinary market volatility pursuant to “circuit breaker” rules. There can be no assurance that the requirements necessary to maintain the listing of a Fund’s shares will continue to be met or will remain unchanged.

Shares of the Funds may trade at, above or below their most recent NAV. The per share NAV of a Fund is calculated at the end of each business day and fluctuates with changes in the market value of that Fund’s holdings since the prior most recent calculation. The trading prices of a Fund’s shares will fluctuate continuously throughout trading hours based on market supply and demand. The trading prices of a Fund’s shares may deviate significantly from the value of a Fund’s underlying portfolio holdings, particularly in times of market stress, with the result that investors may pay more or receive less than the underlying value of a Fund shares bought or sold. This can be reflected as a spread between the bid and ask prices for a Fund’s shares quoted during the day or a premium or discount in the closing price from a Fund’s NAV. In stressed market conditions, the market for a Fund’s shares may become less liquid in response to deteriorating liquidity in the markets for that Fund’s underlying portfolio holdings. These factors, among others, may lead to a Fund’s shares trading at a premium or discount to NAV. However, given that shares can be created and redeemed only in Creation Units at NAV (unlike shares of many closed-end funds, which frequently trade at appreciable discounts from, and sometimes at premiums to, their NAVs), the Adviser does not believe that large discounts or premiums to NAV will exist for extended periods of time. While the creation/redemption feature is designed to make it likely that the shares of a Fund normally will trade close to its NAV, exchange prices are not expected to correlate exactly with a Fund’s NAV due to timing reasons as well as market supply and demand factors. In addition, disruptions to creations and redemptions or the existence of extreme volatility may result in trading prices that differ significantly from NAV.

As with all ETFs, each Fund's shares may be bought and sold in the secondary market at market prices. Although it is expected that the market price of a Fund's shares will approximate the Fund's NAV, there may be times when the market price of shares is more than the NAV intra-day (premium) or less than the NAV intra-day (discount) due to supply and demand of shares or during periods of market volatility. This risk is heightened in times of market volatility, periods of steep market declines, and periods when there is limited trading activity for shares in the secondary market, in which case such premiums or discounts may be significant. If a shareholder purchases at a time when the market price of a Fund is at a premium to its NAV or sells at time when the market price is at a discount to the NAV, the shareholder may sustain losses.

Investors buying or selling shares of a Fund in the secondary market will pay brokerage commissions or other charges imposed by brokers as determined by that broker. Brokerage commissions are often a fixed amount and may be a significant proportional cost for investors seeking to buy or sell relatively small amounts of Fund shares. In addition, secondary market investors will also incur the cost of the difference between the price that an investor is willing to pay for shares of a Fund (the "bid" price) and the price at which an investor is willing to sell shares of a Fund (the "ask" price). This difference in bid and ask prices is often referred to as the "spread" or "bid/ask spread." The bid/ask spread varies over time for shares of a Fund based on trading volume and market liquidity and is generally lower if a Fund's shares have more trading volume and market liquidity and higher if a Fund's shares have little trading volume and market liquidity. Further, increased market volatility may cause increased bid/ask spreads. Due to the costs of buying or selling shares of the Funds, including bid/ask spreads, frequent trading of such shares may significantly reduce investment results and an investment in a Fund's shares may not be advisable for investors who anticipate regularly making small investments.

Value Style Risk (Mega Cap ETF, Small Cap ETF, Hedged Equity ETF and Quality Value ETF only). Investing in or having exposure to "value" securities presents the risk that the securities may never reach what the Sub-Adviser believes are their full market values, either because the market fails to recognize what the Sub-Adviser considers to be the security's true value or the Sub-Adviser misjudged that value. In addition, there may be periods during which the investment performance of the Fund while using a value strategy may suffer.

Portfolio Holdings

A description of the Funds' policies and procedures with respect to the disclosure of the Funds' portfolio securities is available in the Funds' Statement of Additional Information (the "SAI").

Fund Management

Adviser

Exchange Traded Concepts, LLC (the "Adviser"), an Oklahoma limited liability company, is located at 10900 Hefner Pointe Drive, Suite 400, Oklahoma City, Oklahoma 73120, its primary place of business, and 295 Madison Avenue, New York, New York 10017. The Adviser was formed in 2009 and provides investment advisory services to exchange-traded funds.

Under an investment advisory agreement between Exchange Traded Concepts Trust (the "Trust"), on behalf of the Funds, and the Adviser, the Adviser provides investment advisory services to the Funds and is responsible for, among other things, overseeing the Sub-Adviser, including regular review of the Sub-Adviser's performance, trading portfolio securities on behalf of the Funds, and selecting broker-dealers to execute purchase and sale transactions, subject to the oversight of the Board. The Adviser also arranges for transfer agency, custody, fund administration and accounting, and other non-distribution related services necessary for the Funds to operate. The Adviser administers the Funds' business affairs, provides office facilities and equipment and certain clerical, bookkeeping and administrative services, and provides its officers and employees to serve as officers or Trustees of the Trust.

Effective January 1, 2025, for the services the Adviser provides to the Funds, each Fund pays the Adviser a fee calculated daily and paid monthly at an annual rate of 0.31% of the Fund's average daily net assets. For the fiscal year ended November 30, 2024, for the services the Adviser provided to the Funds, each Fund paid the Adviser a fee calculated daily and paid monthly at an annual rate of 0.61% of the Fund's average daily net assets. The Adviser has contractually agreed to waive its fees and reimburse expenses to the extent necessary to keep total annual operating expenses of each Fund (excluding amounts payable pursuant to any plan adopted in accordance with Rule 12b-1, interest expense, taxes, brokerage commissions, other expenditures which are capitalized in accordance with generally accepted accounting principles, and extraordinary expenses) from exceeding 1.00% of the Fund's average daily net assets through at least April 30, 2026. The expense limitation agreement may be terminated, without payment of any penalty: (i) by the Trust for any reason and at any time and (ii) by the Adviser, for any reason, upon thirty (30) days' prior written notice to the Trust, such termination to be effective as of the close of business on the last day of the then-current one-year period. If it becomes unnecessary for the Adviser to waive fees or reimburse expenses, the Adviser may retain the difference between the Fund's total annual operating expenses and the expense limitation currently in effect, or, if lower, the expense limitation that was in effect at the time of the waiver and/or reimbursement, to recapture all or a portion of its prior fee waivers or expense reimbursements within three years of the date they were waived or reimbursed.

Pursuant to an SEC exemptive order and subject to the conditions of that order, the Adviser may, with Board approval but without shareholder approval, change or select new sub-advisers, materially amend the terms of an agreement with a sub-adviser (including an increase in its fee), or continue the employment of a sub-adviser after an event that would otherwise cause the automatic termination of services. Shareholders will be notified of any sub-adviser changes.

A discussion regarding the basis for the Board's most recent renewal of the investment advisory agreement with the Adviser with respect to the Funds, is available in the Funds' Form N-CSR for the fiscal year ended November 30, 2024.

Sub-Adviser

Madison Avenue Financial Solutions, LLC (the "Sub-Adviser") also does business as 6 Meridian. The Sub-Adviser is a Delaware limited liability company located at 8301 E 21st Street, North, Suite 150, Wichita, Kansas 67206. The Sub-Adviser makes investment decisions for the Funds and continuously reviews and administers the investment program of the Funds, subject to the supervision of the Adviser and oversight of the Board. Under a sub-advisory agreement, the Adviser pays the Sub-Adviser a fee calculated daily and paid monthly out of the fee the Adviser receives from each Fund. Pursuant to an arrangement between the Adviser and the Sub-Adviser, the Sub-Adviser has agreed to assume the Adviser's obligation to pay Fund expenses, if applicable, and has agreed to pay the Adviser a minimum fee, if applicable.

A discussion regarding the basis for the Board's most recent renewal of the sub-advisory agreement with the Sub-Adviser with respect to the Funds is available in the Funds' Form N-CSR for the fiscal year ended November 30, 2024.

Portfolio Managers

Andrew Mies, CFA[®] is the Chief Investment Officer for the Sub-Adviser. Mr. Mies is responsible for overseeing the ongoing research and development of innovative investment solutions for 6 Meridian clients. He serves as the chair of the 6 Meridian Investment Committee and also is a member of the Blue Arc / 6 Meridian Global Credit Fund Investment Committee. In 2016, Andrew became one of the founding partners of 6 Meridian, LLC (the predecessor to the Sub-Adviser) where his life-long dedication to market research and portfolio construction serve as the foundation of the firm's investment philosophy. Upon graduating from Georgetown University, he immediately began his career on Wall Street as a research analyst with JP Morgan. After advancing through the investment banking ranks, he leveraged that breadth of experience to join the Kansas City based company, Perfect Commerce, as its CFO. He then returned to Wall Street as a research analyst for the hedge fund Corsair Capital Management.

Ammie Weidner has been with the Sub-Adviser and 6 Meridian LLC since each entity's inception in 2021 and 2016, respectively. Prior to 2016, Ms. Weidner worked with the Kirk, Bahm Group at Morgan Stanley as the team's discretionary portfolio trader for 10 years. She leads the 6 Meridian Investment Operations team to help create and manage investment products for 6 Meridian clients. She is also the portfolio trader for all discretionary accounts trading over \$1.9 billion in assets to date. She has over 21 years of financial experience working within the wirehouse and RIA channels. Ms. Weidner graduated from Wichita State University with a Bachelor of Business Administration degree in finance.

Jason Mayers, CFA, joined 6 Meridian, LLC (a predecessor of the Sub-Adviser) in October 2021 as a Senior Associate, Investment Management. Prior to that, Mr. Mayers was a member of the investment grade fixed income research team at Ameritas Investment Partners in Lincoln, NE for 4 years. Previously, Mr. Mayers was an accountant with Cargill, Inc., one of the largest private companies in the world. Mr. Mayers is a CFA charterholder and earned a Master of Investment Management and Financial Analysis degree at Creighton University and a dual B.B.A in Accounting and Finance from Fort Hays State University.

Andrew Serowik joined the Adviser from Goldman Sachs in May 2018. He began his career at Spear, Leeds & Kellogg (“SLK”), continuing with Goldman after its acquisition of SLK in September 2000. During his career of more than 18 years at the combined companies, he held various roles, including managing the global Quant ETF Strats team and One Delta ETF Strats. He designed and developed systems for portfolio risk calculation, algorithmic ETF trading, and execution monitoring, with experience across all asset classes. He graduated from the University of Michigan with a Bachelor of Business Administration degree in finance.

Todd Alberico joined the Adviser in November 2020. Prior to that, he spent 14 years in ETF trading at Goldman Sachs, Cantor Fitzgerald, and Virtu Financial. He spent most of that time focused on the Trading and Portfolio Risk Management of ETFs exposed to international and domestic equity. He has worked on several different strategies including lead market-making and electronic trading, to customer facing institutional business developing models for block trading as well as transitional trades. Mr. Alberico graduated from St. John’s University in NY with a Bachelor of Science degree in Finance.

Gabriel Tan joined the Adviser in May 2019 as an Associate Portfolio Manager and was promoted to Portfolio Manager in December 2020. He began his career at UBS and BBR Partners where he worked as a financial planning analyst and a portfolio strategist for over four years. During his time there, he developed comprehensive wealth management solutions focused on portfolio optimization, trust and estate planning, and tax planning.

Brian Cooper joined the Adviser in November 2021. Brian spent 14 years working in various operational roles for Falcon Management Corporation, a global macro family office, gaining exposure to a variety of asset classes with a focus on operations, accounting, and technology. He has also had roles in trade operations for Constellation Advisers and QFR Capital Management, and with Elliot Capital Management in their middle office derivatives group.

The SAI provides additional information about the portfolio managers’ compensation, other accounts managed, and ownership of Fund shares.

Buying and Selling Fund Shares

General

Shares of each Fund are listed for trading on the Exchange. When you buy or sell a Fund’s shares on the secondary market, you will pay or receive the market price. You may incur customary brokerage commissions and charges and may pay some or all of the spread between the bid and the offered price in the secondary market on each leg of a round trip (purchase and sale) transaction. The shares of a Fund will trade on the Exchange at prices that may differ to varying degrees from the daily NAV of such shares. A business day with respect to each Fund is any day on which the Exchange is open for business. The Exchange is generally open Monday through Friday and is closed on weekends and the following holidays: New Year’s Day, Martin Luther King, Jr. Day, Presidents’ Day, Good Friday, Memorial Day, Juneteenth, Independence Day, Labor Day, Thanksgiving Day and Christmas Day.

NAV per share for a Fund is computed by dividing the value of the net assets of that Fund (*i.e.*, the value of its total assets less total liabilities) by its total number of shares outstanding. Expenses and fees, including management and distribution fees, if any, are accrued daily and taken into account for purposes of determining NAV. NAV is determined each business day, normally as of the close of regular trading of the New York Stock Exchange (ordinarily 4:00 p.m., Eastern Time).

When determining NAV, the value of a Fund's portfolio investments is determined pursuant to the Trust's valuation policy and the Adviser's fair valuation policy and procedures. In general, the value of a Fund's portfolio is based on market prices of investments, which generally means a valuation obtained from an exchange or other market (or based on a price quotation or other equivalent indication of the value supplied by an exchange or other market) or a valuation obtained from an independent pricing service. Pursuant to Rule 2a-5 under the 1940 Act, the Adviser has been designated by the Board as the valuation designee with responsibility for fair valuation subject to oversight by the Board. If an investment's market price is not readily available or does not otherwise accurately reflect the fair value of the security, pursuant to the Trust's valuation policy, the investment will be fair valued in accordance with the Adviser's fair valuation policy and procedures, which were approved by the Board. An investment may be fair valued in a variety of circumstances, including but not limited to, situations when the value of a security in the Fund's portfolio has been materially affected by events occurring after the close of the market on which the security is principally traded but prior to the close of the Exchange (such as in the case of a corporate action or other news that may materially affect the price of a security) or trading in a security has been suspended or halted. Accordingly, a Fund's NAV may reflect certain portfolio securities' fair values rather than their market prices.

Fair value pricing involves subjective judgments, and it is possible that a fair value determination for a security will materially differ from the value that could be realized upon the sale of the security.

Frequent Purchases and Redemptions of Fund Shares

The Funds do not impose any restrictions on the frequency of purchases and redemptions of Creation Units; however, each Fund reserves the right to reject or limit purchases at any time as described in the SAL. When considering that no restriction or policy was necessary, the Board evaluated the risks posed by arbitrage and market timing activities, such as whether frequent purchases and redemptions would interfere with the efficient implementation of a Fund's investment strategy, or whether they would cause a Fund to experience increased transaction costs. The Board considered that, unlike traditional mutual funds, shares of each Fund are issued and redeemed only in large quantities of shares known as Creation Units available only from the Funds directly to Authorized Participants, and that most trading in the Funds occurs on the Exchange at prevailing market prices and does not involve the Funds directly. Given this structure, the Board determined that it is unlikely that trading due to arbitrage opportunities or market timing by shareholders would result in negative impact to the Funds or its shareholders. In addition, frequent trading of a Fund's shares by Authorized Participants and arbitrageurs is critical to ensuring that the market price remains at or close to NAV.

Distribution and Service Plan

Each Fund has adopted a Distribution and Service Plan in accordance with Rule 12b-1 under the 1940 Act pursuant to which payments of up to 0.25% of the Fund's average daily net assets may be made for the sale and distribution of its Fund shares. No payments pursuant to the Distribution and Service Plan will be made during the twelve (12) month period from the date of this Prospectus. Thereafter, 12b-1 fees may only be imposed after approval by the Board. Because these fees, if imposed, would be paid out of a Fund's assets on an on-going basis, if payments are made in the future, these fees will increase the cost of your investment and may cost you more than paying other types of sales charges.

Dividends, Distributions and Taxes

Fund Distributions

Each Fund pays out dividends from its net investment income monthly and intends to distribute its net capital gains, if any, to investors at least annually.

Dividend Reinvestment Service

Brokers may make available to their customers who own shares of a Fund the Depository Trust Company book-entry dividend reinvestment service. If this service is available and used, dividend distributions of both income and capital gains will automatically be reinvested in additional whole shares of the Fund purchased on the secondary market. Without this service, investors would receive their distributions in cash. To determine whether the dividend reinvestment service is available and whether there is a commission or other charge for using this service, consult your broker. Brokers may require a Fund's shareholders to adhere to specific procedures and timetables.

Tax Information

The following is a summary of certain important U.S. federal income tax issues that affect each Fund and its shareholders. The summary is based on current tax laws, which may be changed by legislative, judicial or administrative action. You should not consider this summary to be a comprehensive explanation of the tax treatment of a Fund, or the tax consequences of an investment in a Fund. This summary does not apply to shares held in an IRA or other tax-qualified plans, which are generally not subject to current tax. Transactions relating to shares held in such accounts may, however, be taxable at some time in the future. More information about taxes is located in the SAI.

You are urged to consult your tax adviser regarding specific questions as to federal, state and local income taxes.

Tax Status of the Funds

Each Fund has elected and intends to continue to qualify each year for the special tax treatment afforded to regulated investment companies ("RICs") under Subchapter M of the Internal Revenue Code. As long as a Fund maintains its qualification for treatment as a RIC and meets certain minimum distribution requirements, then it generally is not subject to federal income tax on the income and gains from investments that it timely distributes to its shareholders. However, if a Fund fails to qualify as a RIC or to meet minimum distribution requirements it would result in fund level taxation (if certain relief provisions were not available) and consequently a reduction in income available for distribution to shareholders.

Unless you are a tax-exempt entity or your investment in Fund shares is made through a tax-deferred retirement account, such as an IRA, you need to be aware of the possible tax consequences when a Fund makes distributions, you sell Fund shares, and you purchase or redeem Creation Units (Authorized Participants only).

Tax Status of Distributions

- Each Fund intends to distribute for each year substantially all of its investment company taxable income and net capital gain income.
- Dividends and distributions are generally taxable to you whether you receive them in cash or reinvest them in additional shares of a Fund.
- The income dividends you receive from a Fund will be generally taxed as either ordinary income or “qualified dividend income.” Dividends that are reported by a Fund as qualified dividend income are generally taxable to non-corporate shareholders at tax rates of up to 20% (lower rates apply to individuals in lower tax brackets). Qualified dividend income generally is income derived from dividends paid to a Fund by U.S. corporations or certain foreign corporations that are either incorporated in a U.S. possession or eligible for tax benefits under certain U.S. income tax treaties. In addition, dividends that a Fund receives in respect of stock of certain foreign corporations may be qualified dividend income if that stock is readily tradable on an established U.S. securities market. For dividends to be taxed as qualified dividend income to a non-corporate shareholder, a Fund must satisfy certain holding period requirements with respect to the underlying stock and the non-corporate shareholder must satisfy holding period requirements with respect to his or her ownership of the Fund’s shares. Holding periods may be suspended for these purposes for stock that is hedged. The Hedged Equity ETF’s covered call investment strategy may significantly limit its ability to distribute dividends eligible for treatment as qualified dividend income.
- Taxes on distributions of capital gains (if any) may be determined by how long a Fund owned the investments that generated them, rather than how long a shareholder has owned their shares. Sales of assets held by a Fund for more than one year generally result in long-term capital gains and losses, and sales of assets held by a Fund for one year or less generally result in short-term capital gains and losses.
- Distributions from a Fund’s short-term capital gains are generally taxable as ordinary income. Distributions from a Fund’s net capital gain (the excess of the Fund’s net long-term capital gains over its net short-term capital losses) are taxable as long-term capital gains regardless of how long you have owned your shares of the Fund. For non-corporate shareholders, long-term capital gains are generally taxable at tax rates of up to 20% (lower rates apply to individuals in lower tax brackets).

- If the positions held and any options sold or purchased are determined to be straddles (offsetting positions), the amount of long term capital gain available for distribution as a capital gain dividend may be reduced. Because of the loss of long-term capital gains from portfolio investments, in some factual circumstances investors could have a lower after-tax return from investing in a Fund than investing directly in the underlying assets.
- A Fund may be required to mark some of its investments to market on an annual basis. Under the Code, certain types of options are required to be treated as if they were sold at the end of each year. Such treatment would cause a Fund to have taxable income without receiving cash. In order to maintain its RIC qualification, a Fund must distribute at least 90% of its income annually. Depending upon the circumstances, some assets may need to be sold to fund the required distributions. This process of recognizing deemed income and selling assets to fund distributions may accelerate the time at which shareholders receive cash but may reduce the overall return on funds employed.
- Corporate shareholders may be entitled to a dividends received deduction for the portion of dividends they receive from a Fund that are attributable to dividends received by the Fund from U.S. corporations, subject to certain limitations. The Hedged Equity ETF's covered call investment strategy may significantly limit its ability to distribute dividends eligible for the dividends received deduction for corporate shareholders.
- In general, your distributions are subject to federal income tax for the year in which they are paid. However, distributions paid in January but declared by a Fund in October, November or December of the previous year payable to shareholders of record in such a month may be taxable to you in the previous year.
- You should note that if you purchase shares of a Fund just before a distribution, the purchase price would reflect the amount of the upcoming distribution. In this case, you would be taxed on the entire amount of the distribution received, even though, as an economic matter, the distribution simply constitutes a return of your investment. This is known as "buying a dividend" and should be avoided by taxable investors.
- Each Fund (or your broker) will inform you of the amount of your ordinary income dividends, qualified dividend income, and net capital gain distributions shortly after the close of each calendar year.

Tax Status of Share Transactions

Each sale of Fund shares by a shareholder or redemption of Creation Units by an Authorized Participant will generally be a taxable event. Assuming a shareholder has held a Fund's shares as capital assets, any capital gain or loss realized upon a sale of such Fund's shares is generally treated as a long-term gain or loss if the shares have been held for more than twelve months. Any capital gain or loss realized upon a sale of a Fund's shares held for twelve months or less is generally treated as short-term gain or loss. Any capital loss on the sale of shares of a Fund held for six months or less is treated as long-term capital loss to the extent distributions of long-term capital gain were paid (or treated as paid) with respect to such shares. Any loss realized on a sale will be disallowed to the extent shares of a Fund are acquired, including through reinvestment of dividends, within a 61-day period beginning 30 days before and ending 30 days after the sale of a Fund's shares. A shareholder's ability to deduct capital losses may be limited.

An Authorized Participant who exchanges securities for Creation Units generally will recognize gain or loss from the exchange. The gain or loss will be equal to the difference between the market value of the Creation Units at the time of the exchange plus any cash received in the exchange, and the exchanger's aggregate basis in the securities surrendered plus any cash paid for the Creation Units. An Authorized Participant who exchanges Creation Units for securities will generally recognize a gain or loss equal to the difference between the exchanger's basis in the Creation Units and the aggregate market value of the securities and the amount of cash received. The Internal Revenue Service ("IRS"), however, may assert that a loss that is realized upon an exchange of securities for Creation Units may not be currently deducted under the rules governing "wash sales" (for a person who does not mark-to-market their holdings), or on the basis that there has been no significant change in economic position. Authorized Participants should consult their own tax advisor with respect to whether wash sales rules apply and when a loss might be deductible.

A Fund may include cash when paying the redemption price for Creation Units in addition to, or in place of, the delivery of a basket of securities. A Fund may be required to sell portfolio securities in order to obtain the cash needed to distribute redemption proceeds. This may cause a Fund to recognize investment income and/or capital gains or losses that it might not have recognized if it had completely satisfied the redemption in-kind. As a result, a Fund may be less tax efficient if it includes such a cash payment than if the in-kind redemption process was used.

Hedged Equity ETF's Covered Call Investment Strategy

Covered call options may be subject to the federal tax rules applicable to straddles under the Internal Revenue Code. In general, straddles are subject to certain rules that may affect the amount, character and timing of the Hedged Equity ETF's gains and losses with respect to straddle positions by requiring, among other things, that: (1) any loss realized on disposition of one position of a straddle may not be recognized to the extent that the Hedged Equity ETF has unrealized gains with respect to the other position in such straddle; (2) the Hedged Equity ETF's holding period in straddle positions be may suspended while the straddle exists (possibly resulting in a gain being treated as short-term capital gain rather than long-term capital gain); (3) the losses recognized with respect to certain straddle positions that are part of a mixed straddle and that are not contracts subject to Section 1256 of the Internal Revenue Code may be treated as 60% long-term and 40% short-term capital loss; (4) losses recognized with respect to certain straddle positions that would otherwise constitute short-term capital losses may be treated as long-term capital losses; and (5) the deduction of interest and carrying charges attributable to certain straddle positions may be deferred.

Foreign Investments

To the extent a Fund invests in foreign securities, it may be subject to foreign withholding taxes with respect to dividends or interest the Fund receives from sources in foreign countries.

Net Investment Income Tax

U.S. individuals with income exceeding \$200,000 (\$250,000 if married and filing jointly) are subject to a 3.8% tax on all or a portion of their “net investment income,” which includes interest, dividends, and certain capital gains (including certain capital gain distributions and capital gains realized on the sale of shares of a Fund). This 3.8% tax also applies to all or a portion of the undistributed net investment income of certain shareholders that are estates and trusts.

Non-U.S. Investors

If you are a nonresident alien individual or a foreign corporation, trust or estate, (i) a Fund’s ordinary income dividends will generally be subject to a 30% U.S. withholding tax, unless a lower treaty rate applies but (ii) gains from the sale or other disposition of shares of a Fund generally are not subject to U.S. taxation, unless you are a nonresident alien individual who is physically present in the U.S. for 183 days or more per year. A Fund may, under certain circumstances, report all or a portion of a dividend as an “interest-related dividend” or a “short-term capital gain dividend,” which would generally be exempt from this 30% U.S. withholding tax, provided certain other requirements are met. Non-U.S. shareholders who fail to provide an applicable IRS form may be subject to backup withholding on certain payments from a Fund. Backup withholding will not be applied to payments that are subject to the 30% (or lower applicable treaty rate) withholding tax described in this paragraph. Different tax consequences may result if you are a foreign shareholder engaged in a trade or business within the United States or if you are a foreign shareholder entitled to claim the benefits of a tax treaty.

Backup Withholding

A Fund (or financial intermediaries, such as brokers, through which shareholders own Fund shares) generally is required to withhold and to remit to the U.S. Treasury a percentage of the taxable distributions and the sale or redemption proceeds paid to any shareholder who fails to properly furnish a correct taxpayer identification number, who has under-reported dividend or interest income, or who fails to certify that he, she or it is not subject to such withholding.

Investment in REITs

Certain Funds may invest in U.S. REITs. “Qualified REIT dividends” (*i.e.*, ordinary REIT dividends other than capital gain dividends and portions of REIT dividends designated as qualified dividend income eligible for capital gain tax rates) are eligible for a 20% deduction by non-corporate taxpayers. Distributions by a Fund to its shareholders that are attributable to qualified REIT dividends received by the Fund and which the Fund properly reports as “section 199A dividends,” are treated as “qualified REIT dividends” in the hands of non-corporate shareholders. A section 199A dividend is treated as a qualified REIT dividend only if the shareholder receiving such dividend holds the dividend-paying RIC shares for at least 46 days of the 91-day period beginning 45 days before the date on which the shares become ex-dividend and is not under an obligation to make related payments with respect to a position in substantially similar or related property. A Fund is permitted to report such part of its dividends as section 199A dividends as are eligible but is not required to do so.

REITs in which a Fund invests often do not provide complete and final tax information to the Fund until after the time that the Fund issues a tax reporting statement. As a result, a Fund may at times find it necessary to reclassify the amount and character of its distributions to you after it issues your tax reporting statement. When such reclassification is necessary, the applicable Fund (or your broker) will send you a corrected, final Form 1099-DIV to reflect the reclassified information. If you receive a corrected Form 1099-DIV, use the information on this corrected form, and not the information on the previously issued tax reporting statement, in completing your tax returns.

The foregoing discussion summarizes some of the consequences under current U.S. federal income tax law of an investment in a Fund. It is not a substitute for personal tax advice. Consult your personal tax advisor about the potential tax consequences of an investment in a Fund under all applicable tax laws.

More information about taxes is in the SAI.

Additional Information

Investments by Other Registered Investment Companies

For purposes of the 1940 Act, each Fund is treated as a registered investment company. Section 12(d)(1) of the 1940 Act restricts investments by investment companies in the securities of other investment companies, including shares of the Funds. Rule 12d1-4 under the 1940 Act permits registered investment companies to invest in exchange-traded funds offered by the Trust, including the Funds, beyond the limits of Section 12(d)(1) subject to certain terms and conditions, including that such registered investment companies enter into an agreement with the Trust. However, if a Fund were to invest in securities of other investment companies beyond the limits set forth in Section 12(d)(1)(A), other registered investment companies would not be permitted to rely on Rule 12d1-4 to invest in such Fund in excess of the limits.

Continuous Offering

The method by which Creation Units are purchased and traded may raise certain issues under applicable securities laws. Because new Creation Units are issued and sold by the Funds on an ongoing basis, at any point a “distribution,” as such term is used in the Securities Act of 1933 (the “Securities Act”), may occur. Broker-dealers and other persons are cautioned that some activities on their part may, depending on the circumstances, result in their being deemed participants in a distribution in a manner which could render them statutory underwriters and subject them to the Prospectus delivery and liability provisions of the Securities Act.

For example, a broker-dealer firm or its client may be deemed a statutory underwriter if it takes Creation Units after placing an order with the Funds’ distributor, breaks them down into individual shares, and sells such shares directly to customers, or if it chooses to couple the creation of a supply of new shares with an active selling effort involving solicitation of secondary market demand for shares of a Fund. A determination of whether one is an underwriter for purposes of the Securities Act must take into account all the facts and circumstances pertaining to the activities of the broker-dealer or its client in the particular case, and the examples mentioned above should not be considered a complete description of all the activities that could lead to categorization as an underwriter.

Broker-dealer firms should also note that dealers who are not “underwriters” but are effecting transactions in shares of a Fund, whether or not participating in the distribution of such shares, are generally required to deliver a prospectus. This is because the prospectus delivery exemption in Section 4(a)(3) of the Securities Act is not available with respect to such transactions as a result of Section 24(d) of the 1940 Act. As a result, broker-dealer-firms should note that dealers who are not underwriters but are participating in a distribution (as contrasted with ordinary secondary market transactions) and thus dealing with shares of a Fund that are part of an “unsold allotment” within the meaning of Section 4(a)(3)(C) of the Securities Act would be unable to take advantage of the prospectus delivery exemption provided by Section 4(a)(3) of the Securities Act. Firms that incur a prospectus delivery obligation with respect to shares of a Fund are reminded that under Rule 153 under the Securities Act, a prospectus delivery obligation under Section 5(b)(2) of the Securities Act owed to an exchange member in connection with a sale on the Exchange is satisfied by the fact that such Fund’s Prospectus is available on the SEC’s electronic filing system. The prospectus delivery mechanism provided in Rule 153 is only available with respect to transactions on an exchange.

Premium/Discount Information

Information regarding how often the shares of each Fund traded on the Exchange at a price above (*i.e.*, at a premium) or below (*i.e.*, at a discount) the NAV of the Fund for various time periods can be found at the following websites: www.6meridianfunds.com/sixl for ETC 6 Meridian Low Beta Equity Strategy ETF, www.6meridianfunds.com/sixa for ETC 6 Meridian Mega Cap Equity ETF, www.6meridianfunds.com/sixs for ETC 6 Meridian Small Cap Equity ETF, www.6meridianfunds.com/sixh for ETC 6 Meridian Hedged Equity-Index Option Strategy ETF, www.6meridianfunds.com/sxqg for ETC 6 Meridian Quality Growth ETF and www.6meridianfunds.com for the ETC 6 Meridian Quality Dividend Yield ETF and ETC 6 Meridian Quality Value ETF.

Financial Highlights

The financial highlights table is intended to help you understand the Funds' financial performance since inception. Certain information reflects financial results for a single Fund share. The total returns in the table represent the rate that an investor would have earned or lost on an investment in a Fund (assuming reinvestment of all dividends and distributions). This information has been derived from the financial statements audited by Cohen & Company, Ltd., the Fund's independent registered public accounting firm, whose report, along with the Funds' financial statements, are included in the Funds' Form N-CSR, which is available upon request.

ETC 6 Meridian

ETC 6 Meridian Hedged Equity-Index Option Strategy ETF

Financial Highlights

Selected Per Share Data & Ratios
For a Share Outstanding Throughout the Year/Period

	Years Ended November 30,				Period Ended November 30, 2020 [†]
	2024	2023	2022	2021	
Net Asset Value, beginning of year/period	\$ 33.07	\$ 32.21	\$ 29.54	\$ 26.65	\$ 25.34
Investment Activities					
Net Investment income*	0.57	0.69	0.67	0.50	0.25
Net realized and unrealized gain (loss)	4.95	0.84	2.66	2.88	1.30
Total from investment activities	5.52	1.53	3.33	3.38	1.55
Distributions to shareholders from:					
Net Investment Income	(0.59)	(0.67)	(0.66)	(0.49)	(0.24)
Total Distributions	(0.59)	(0.67)	(0.66)	(0.49)	(0.24)
Net Asset Value, end of year/period	\$ 38.00	\$ 33.07	\$ 32.21	\$ 29.54	\$ 26.65
Net Asset Value, Total Return (%)⁽¹⁾	16.81	4.86	11.44	12.76	6.14
Ratios to Average Net Assets					
Expenses (%)	1.03 ⁽²⁾	1.01 ⁽³⁾	0.82 ⁽⁴⁾	0.84 ⁽⁵⁾	0.87 ⁽⁶⁾⁽⁷⁾
Expenses excluding waivers (%)	1.03 ⁽²⁾	1.01 ⁽³⁾	0.82 ⁽⁴⁾	0.84 ⁽⁵⁾	0.87 ⁽⁶⁾⁽⁷⁾
Net investment income (loss) (%)	1.61 ⁽²⁾	2.15 ⁽³⁾	2.22 ⁽⁴⁾	1.72 ⁽⁵⁾	1.71 ⁽⁶⁾⁽⁷⁾
Supplemental Data					
Net Assets end of year/period (000)	\$ 447,476	\$ 362,985	\$ 314,875	\$ 246,619	\$ 202,524
Portfolio turnover rate ⁽⁸⁾	159	160	164	171	49

* Per share data calculated using average shares method.

† Commenced operations on May 8, 2020.

⁽¹⁾ Total return is for the period indicated and has not been annualized for periods less than one year. Returns do not reflect the deduction of taxes the shareholder would pay on Fund distributions or redemption of Fund shares.

⁽²⁾ The expense and investment income ratio includes interest expense. Had this expense been excluded the ratio's would have been 0.75%, 0.75% and 1.89%.

⁽³⁾ The expense and investment income ratio includes interest expense. Had this expense been excluded the ratio's would have been 0.76%, 0.76% and 2.40%.

⁽⁴⁾ The expense and investment income ratio includes interest expense. Had this expense been excluded the ratio's would have been 0.78%, 0.78% and 2.26%.

⁽⁵⁾ The expense and investment income ratio includes interest expense. Had this expense been excluded the ratio's would have been 0.80%, 0.80% and 1.76%.

⁽⁶⁾ Annualized.

⁽⁷⁾ The expense and investment income ratio includes interest expense. Had this expense been excluded the ratio's would have been 0.83%, 0.83% and 1.75%.

⁽⁸⁾ Portfolio turnover is for the period indicated and periods of less than one year have not been annualized. Excludes the effect of securities received or delivered from processing in-kind creations or redemptions, if any.

ETC 6 Meridian

ETC 6 Meridian Low Beta Equity Strategy ETF

Financial Highlights

Selected Per Share Data & Ratios

For a Share Outstanding Throughout the Year/Period

	Years Ended November 30,				Period Ended November 30, 2020 [†]
	2024	2023	2022	2021	
Net Asset Value, beginning of year/period	\$ 31.77	\$ 34.11	\$ 33.63	\$ 28.70	\$ 25.54
Investment Activities					
Net Investment income*	0.46	0.53	0.44	0.21	0.10
Net realized and unrealized gain (loss)	7.56	(2.36)	0.49	4.94	3.15
Total from investment activities	8.02	(1.83)	0.93	5.15	3.25
Distributions to shareholders from:					
Net Investment Income	(0.47)	(0.51)	(0.45)	(0.22)	(0.09)
Total Distributions	(0.47)	(0.51)	(0.45)	(0.22)	(0.09)
Net Asset Value, end of year/period	\$ 39.32	\$ 31.77	\$ 34.11	\$ 33.63	\$ 28.70
Net Asset Value, Total Return (%)⁽¹⁾	25.43	(5.35)	2.80	17.96	12.72
Ratios to Average Net Assets					
Expenses (%)	0.77	0.79	0.80	0.82	0.88 ⁽²⁾
Expenses excluding waivers (%)	0.77	0.79	0.80	0.82	0.88 ⁽²⁾
Net investment income (loss) (%)	1.31	1.64	1.32	0.64	0.65 ⁽²⁾
Supplemental Data					
Net Assets end of year/period (000)	\$ 190,698	\$ 139,770	\$ 156,899	\$ 137,049	\$ 93,283
Portfolio turnover rate(%) ⁽³⁾	56	59	73	70	13

* Per share data calculated using average shares method.

† Commenced operations on May 8, 2020.

⁽¹⁾ Total return is for the period indicated and has not been annualized for periods less than one year. Returns do not reflect the deduction of taxes the shareholder would pay on Fund distributions or redemption of Fund shares.

⁽²⁾ Annualized.

⁽³⁾ Portfolio turnover is for the period indicated and periods of less than one year have not been annualized. Excludes the effect of securities received or delivered from processing in-kind creations or redemptions, if any.

ETC 6 Meridian

ETC 6 Meridian Mega Cap Equity ETF

Financial Highlights

Selected Per Share Data & Ratios

For a Share Outstanding Throughout the Year/Period

	Years Ended November 30,				Period Ended November 30, 2020 [†]
	2024	2023	2022	2021	
Net Asset Value, beginning of year/period	\$ 35.18	\$ 34.67	\$ 34.50	\$ 29.14	\$ 25.38
Investment Activities					
Net Investment income*	0.72	0.77	0.77	0.58	0.27
Net realized and unrealized gain (loss)	11.38	0.48	0.14	5.39	3.74
Total from investment activities	12.10	1.25	0.91	5.97	4.01
Distributions to shareholders from:					
Net Investment Income	(0.73)	(0.74)	(0.74)	(0.58)	(0.25)
Net realized capital gains	—	—	—	(0.03)	—
Total Distributions	(0.73)	(0.74)	(0.74)	(0.61)	(0.25)
Net Asset Value, end of year/period	\$ 46.55	\$ 35.18	\$ 34.67	\$ 34.50	\$ 29.14
Net Asset Value, Total Return (%)⁽¹⁾	34.68	3.74	2.73	20.59	15.88
Ratios to Average Net Assets					
Expenses (%)	0.77	0.78	0.80	0.82	0.86 ⁽²⁾
Expenses excluding waivers (%)	0.77	0.78	0.80	0.82	0.86 ⁽²⁾
Net investment income (loss) (%)	1.75	2.26	2.27	1.76	1.72 ⁽²⁾
Supplemental Data					
Net Assets end of year/period (000)	\$ 292,085	\$ 190,843	\$ 177,680	\$ 158,680	\$ 115,827
Portfolio turnover rate(%)(⁽³⁾)	153	144	160	166	38

* Per share data calculated using average shares method.

† Commenced operations on May 8, 2020.

⁽¹⁾ Total return is for the period indicated and has not been annualized for periods less than one year. Returns do not reflect the deduction of taxes the shareholder would pay on Fund distributions or redemption of Fund shares.

⁽²⁾ Annualized.

⁽³⁾ Portfolio turnover is for the period indicated and periods of less than one year have not been annualized. Excludes the effect of securities received or delivered from processing in-kind creations or redemptions, if any.

Amounts designated as "—" are \$0 or have been rounded to \$0.

ETC 6 Meridian

ETC 6 Meridian Small Cap Equity ETF

Financial Highlights

Selected Per Share Data & Ratios
For a Share Outstanding Throughout the Year/Period

	Years Ended November 30,				Period Ended November 30, 2020 [†]
	2024	2023	2022	2021	
Net Asset Value, beginning of year/period	\$ 43.31	\$ 44.28	\$ 49.08	\$ 35.05	\$ 26.43
Investment Activities					
Net Investment income*	0.50	0.83	0.56	0.40	0.13
Net realized and unrealized gain (loss)	9.12	(1.02)	(4.76)	14.00	8.60
Total from investment activities	9.62	(0.19)	(4.20)	14.40	8.73
Distributions to shareholders from:					
Net Investment Income	(0.58)	(0.78)	(0.60)	(0.37)	(0.11)
Total Distributions	(0.58)	(0.78)	(0.60)	(0.37)	(0.11)
Net Asset Value, end of year/period	\$ 52.35	\$ 43.31	\$ 44.28	\$ 49.08	\$ 35.05
Net Asset Value, Total Return (%)⁽¹⁾	22.35	(0.37)	(8.58)	41.20	33.11
Ratios to Average Net Assets					
Expenses (%)	0.82	0.85	0.89	0.88	1.00 ⁽²⁾
Expenses excluding waivers (%)	0.82	0.85	0.89	0.88	1.10 ⁽²⁾
Net investment income (loss) (%)	1.07	1.96	1.24	0.87	0.76 ⁽²⁾
Supplemental Data					
Net Assets end of year/period (000)	\$ 98,150	\$ 63,886	\$ 65,314	\$ 62,572	\$ 32,423
Portfolio turnover rate(%) ⁽³⁾	86	98	91	104	29

* Per share data calculated using average shares method.

† Commenced operations on May 8, 2020.

⁽¹⁾ Total return is for the period indicated and has not been annualized for periods less than one year. Returns do not reflect the deduction of taxes the shareholder would pay on Fund distributions or redemption of Fund shares.

⁽²⁾ Annualized.

⁽³⁾ Portfolio turnover is for the period indicated and periods of less than one year have not been annualized. Excludes the effect of securities received or delivered from processing in-kind creations or redemptions, if any.

ETC 6 Meridian

ETC 6 Meridian Quality Growth ETF

Financial Highlights

Selected Per Share Data & Ratios

For a Share Outstanding Throughout the Year/Period

	Years Ended November 30,			Period Ended November 30, 2021 [†]
	2024	2023	2022	
Net Asset Value, beginning of year/period	\$ 25.27	\$ 21.89	\$ 26.78	\$ 24.28
Investment Activities				
Net Investment income (loss)*	(0.12)	(0.06)	0.02	(0.03)
Net realized and unrealized gain (loss)	7.62	3.46	(4.90)	2.53
Total from investment activities	7.50	3.40	(4.88)	2.50
Distributions to shareholders from:				
Net Investment Income	—	(0.01)	(0.01)	—
Return of Capital	—	(0.01)	—	— ⁽¹⁾
Total Distributions	—	(0.02)	(0.01)	—
Net Asset Value, end of year/period	\$ 32.77	\$ 25.27	\$ 21.89	\$ 26.78
Net Asset Value, Total Return (%)⁽²⁾	29.68	15.52	(18.23)	10.30
Ratios to Average Net Assets				
Expenses (%)	1.00	1.00	1.00	1.00 ⁽³⁾
Expenses excluding waivers (%)	1.00	1.01	1.08	1.52 ⁽³⁾
Net investment income (loss) (%)	(0.42)	(0.26)	0.07	(0.18) ⁽³⁾
Supplemental Data				
Net Assets end of year/period (000)	\$ 50,786	\$ 30,957	\$ 29,005	\$ 25,443
Portfolio turnover rate(%) ⁽⁴⁾	74	59	84	40

* Per share data calculated using average shares method.

[†] Commenced operations on May 10, 2021.

⁽¹⁾ Amount represents less than \$0.01.

⁽²⁾ Total return is for the period indicated and has not been annualized for periods less than one year. Returns do not reflect the deduction of taxes the shareholder would pay on Fund distributions or redemption of Fund shares.

⁽³⁾ Annualized.

⁽⁴⁾ Portfolio turnover is for the period indicated and periods of less than one year have not been annualized. Excludes the effect of securities received or delivered from processing in-kind creations or redemptions, if any.

Amounts designated as "—" are \$0 or have been rounded to \$0.

Exchange Traded Concepts Trust
10900 Hefner Pointe Drive, Suite 400
Oklahoma City, Oklahoma 73120

ANNUAL/SEMI-ANNUAL REPORTS TO SHAREHOLDERS

Additional information about the Funds' investments is available in the Funds' annual and semi-annual reports to shareholders and in Form N-CSR. In the annual report, you will find a discussion of the market conditions and investment strategies that significantly affected the Funds' performance during the last fiscal year. In Form N-CSR, you will find the Funds' annual and semi-annual financial statements.

STATEMENT OF ADDITIONAL INFORMATION (SAI)

The SAI provides more detailed information about the Funds. The SAI is incorporated by reference into, and is thus legally a part of, this Prospectus.

HOUSEHOLDING

Householding is an option available to certain Fund investors. Householding is a method of delivery, based on the preference of the individual investor, in which a single copy of certain shareholder documents can be delivered to investors who share the same address, even if their accounts are registered under different names. Please contact your broker-dealer if you are interested in enrolling in householding and receiving a single copy of prospectuses and other shareholder documents, or if you are currently enrolled in householding and wish to change your householding status.

HOW TO OBTAIN MORE INFORMATION ABOUT THE FUNDS

To request a free copy of the latest annual or semi-annual report or the SAI, or to request additional information about the Funds, such as the Fund's financial statements, or to make other inquiries, please contact us as follows:

Call: 866-SIXM-ETF (749-6383)
Monday through Friday
8:30 a.m. to 5:00 p.m. (Eastern Time)

Write: Exchange Traded Concepts Trust
10900 Hefner Pointe Drive, Suite 400
Oklahoma City, Oklahoma 73120

Visit: www.6meridianfunds.com/sixl
www.6meridianfunds.com/sixa
www.6meridianfunds.com/sixs
www.6meridianfunds.com/sixh
www.6meridianfunds.com/sxqg
www.6meridianfunds.com

The SAI and other information are also available from a financial intermediary (such as a broker-dealer or bank) through which the Funds' shares may be purchased or sold.

INFORMATION PROVIDED BY THE U.S. SECURITIES AND EXCHANGE COMMISSION

Reports and other information about the Funds are available on the EDGAR Database at www.sec.gov and copies of this information also may be obtained, after paying a duplicating fee, by emailing the SEC at publicinfo@sec.gov.

The Trust's Investment Company Act file number: 811-22263

MER-PS-001-0600
